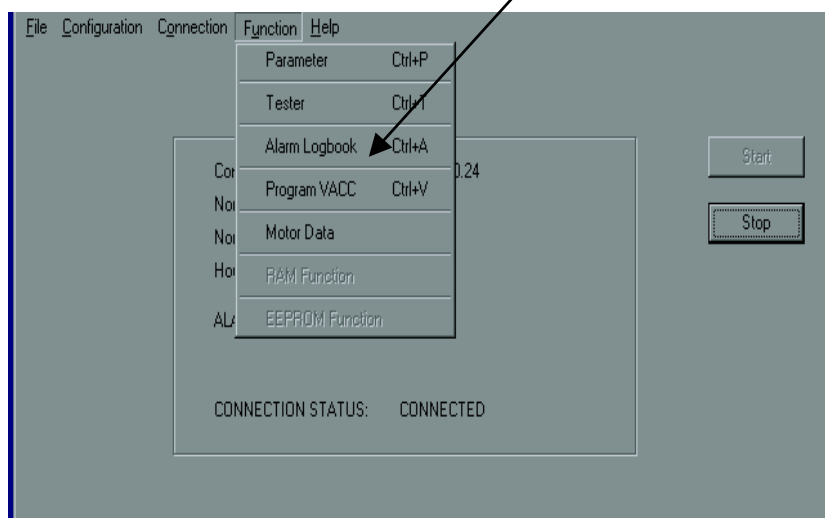


Alarm Logbook:

Click once with the mouse left key on “Alarm Logbook”.



The following page will be displayed (the module you are currently connected to will be displayed).

Alarm Name	Repetitions	Temperature	Hour
PUMP VMN NOT OK	2	17 °C	1 h
R VMN NOT OK	1	17 °C	1 h
PUMP VMN NOT OK	1	17 °C	0 h
RGT TRAC BROSHES	2	50 °C	1 h
CAN BUS KO DISP	1	50 °C	1 h

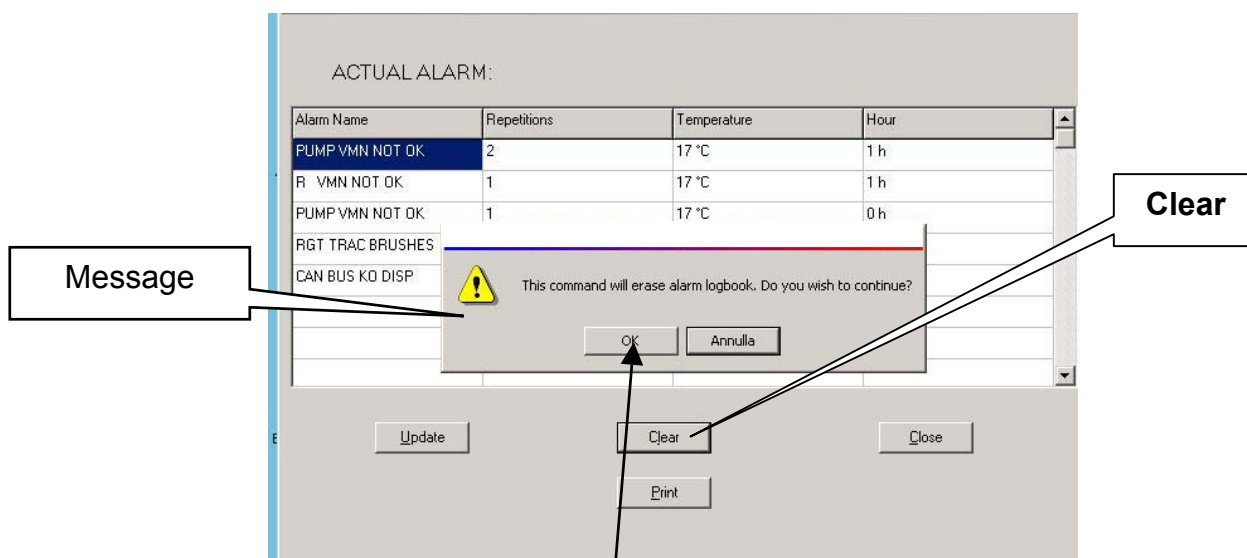
Buttons: Update, Clear, Close, Print

This page lists the alarms saved in the failures memory.

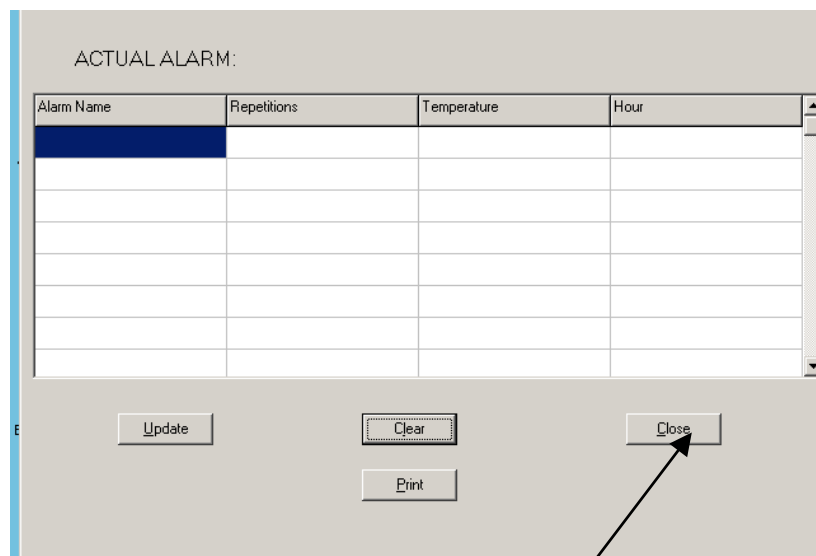
For each failure *designation*, *how often* the failure has occurred, *module temperature*, when the failure occurred and finally the *hours registered through the module when the failure occurred* are indicated.

Deleting alarms:

Click once with the mouse left key on the item **“Clear”** listed in the page displayed.
The following will be displayed:



The message makes sure that you really intend to delete the alarms from the memory. Click once with the mouse left key on **“OK”** for deleting; the following page will be displayed.



After finishing, click once with the mouse left key on **“Close”** for returning to the main page.