

FIG. 84: Remove the capscrew retaining the GPS antenna (1) to the base plate. Remove the GPS antenna.




FIG. 84

GPS Antenna Installation

FIG. 85: Install the GPS antenna (1) using the existing hardware.




FIG. 85

FIG. 86: Install the lid (1) to the base plate using the existing hardware.

Install the TopDock to the machine roof using the latches (2).




FIG. 86

NOTES