



**FIG. 36:** Pickup drive clutches (1) grease fittings (if equipped). (16 hours)




**FIG. 36**

**FIG. 37:** Pickup drive idler arm grease fitting (1). (16 hours)




**FIG. 37**

**FIG. 38:** Gauge wheel grease fittings (1). (16 hours)



**FIG. 38**

**FIG. 39:** Gearbox input shaft grease fitting (1). (200 hours)



**FIG. 39**

## General Information

### Bale Thrower Option

FIG. 40: Idler arm pivot grease fitting (1). (16 hours)




FIG. 40

FIG. 41: Idler arm pivot grease fitting (1). (16 hours)




FIG. 41