

## Disassembly and Assembly

### 120K and 120K Series 2 Motor Graders Machine Systems

Media Number -KENR8439-01

Publication Date -01/12/2010

Date Updated -14/12/2010

i03461581

## Fuel Tank - Install

SMCS - 1273-012

## Installation Procedure

Table 1

Required Tools			
Tool	Part Number	Part Description	Qty
A	189-0408	Shackle As	2




Illustration 1

g01808773

1. Attach tooling (A) and a suitable lifting device to fuel tank assembly (15). The approximate weight of the empty fuel tank (15) is 250 kg (550 lb).




Illustration 2

g01808777

2. install tubes (14). Install clamps (13) .




Illustration 3

g01808779

3. Install clamps (12) .




Illustration 4

g01808781

4. Install hose assembly (11). Connect harness assemblies (10) .




Illustration 5

g01808794

5. Install mounting bolts (9) for the air cleaner. Install hose assembly (8). Install clips (7) .




Illustration 6

g01808813

6. Install cover (6). Repeat for opposite side.




Illustration 7

g01808814