

2. Disconnect harness assembly (2) .




Illustration 3

g01358622

3. Remove nut (3) . Remove window wiper (4) . Disconnect hose (5) .

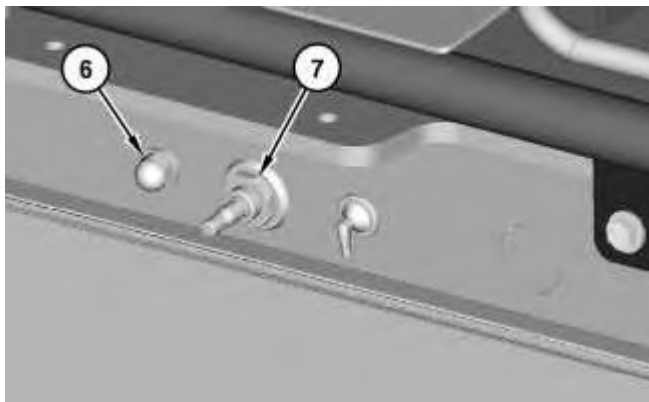
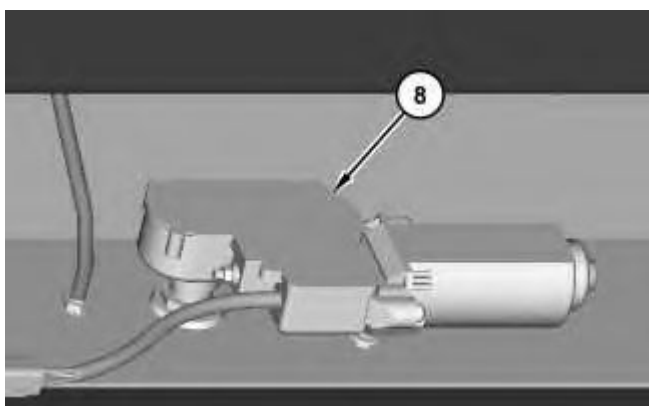


Illustration 4

g01358685



4. Remove nut (6) and nut (7) in order to remove wiper motor (8) .

## Installation Procedure

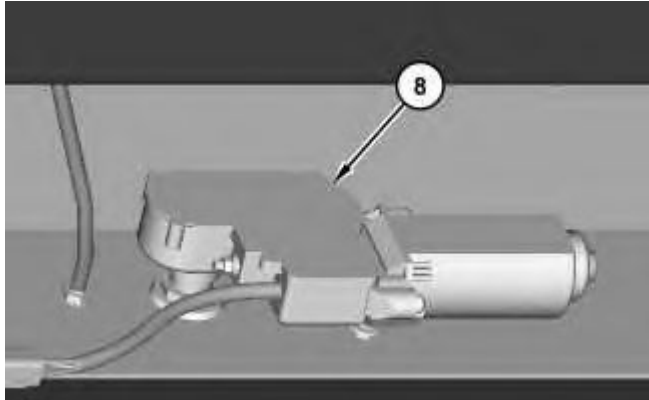


Illustration 6

g01358692

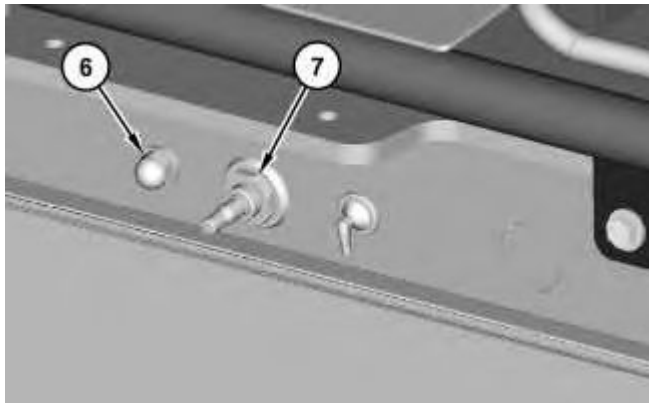


Illustration 7

g01358685

1. Install nut (7) . Tighten nut (7) to a torque of  $9 \pm 1$  N·m ( $80 \pm 9$  lb in). Install nut (6) . Tighten nut (6) to a torque of  $7.5 \pm 1.5$  N·m ( $66.4 \pm 13.3$  lb in).