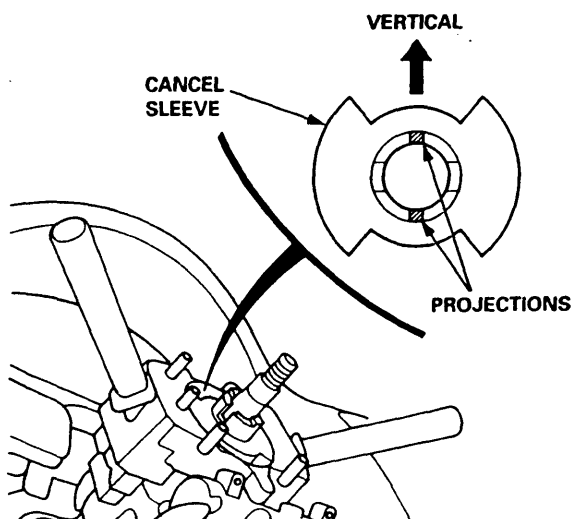




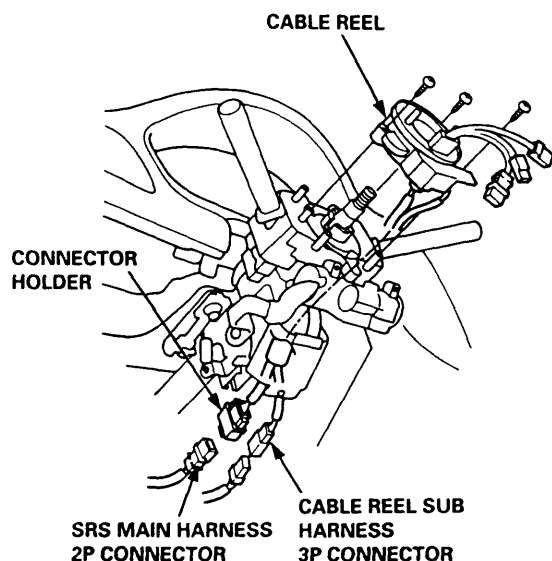
**CAUTION:**

- Before installing the steering wheel, the front wheels should be aligned straight ahead.
- Be sure to install the harness wires so that they are not pinched or interfering with other parts.
- After reassembly, confirm that the wheels are still turned straight ahead and that the steering wheel spoke angle is correct (road test). If minor spoke angle adjustment is necessary, do so only by adjusting the tie-rods, not by removing and repositioning the steering wheel.

11. Set the cancel sleeve so that the projections are aligned vertically.

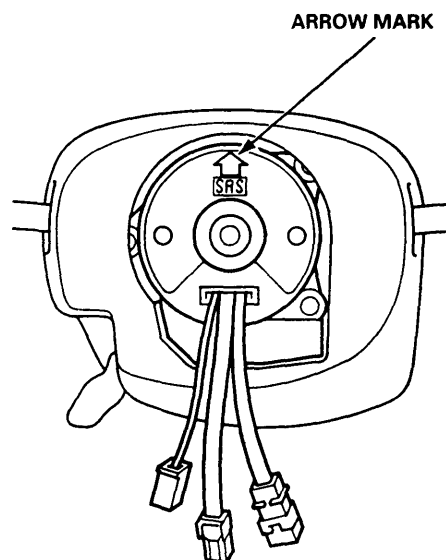


12. Carefully install the cable reel on the steering column shaft. Then connect the 3P connector to the cable reel sub harness, and connect the 2P connector to the SRS main harness.

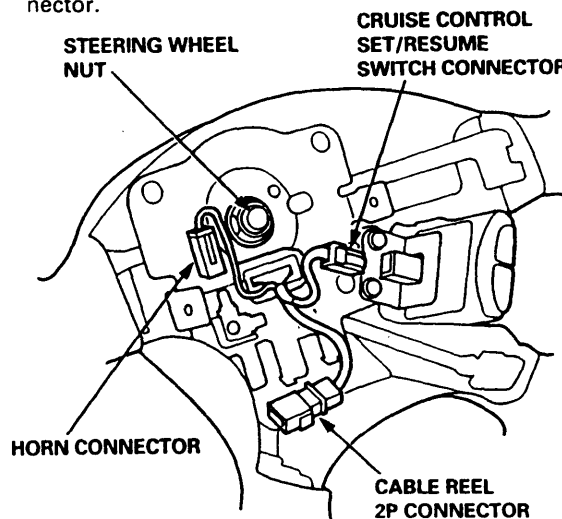


13. Install the steering column covers.

14. If necessary, center the cable reel. (New replacement cable reels come centered.) Do this by first rotating the cable reel clockwise until it stops. Then rotate it counterclockwise (approximately two and a half turns) until the arrow mark on the cable reel label points straight up.



15. Install the steering wheel, then connect the horn connector and cruise control set/resume switch connector.



(cont'd)

# Cable Reel

## Replacement (cont'd)

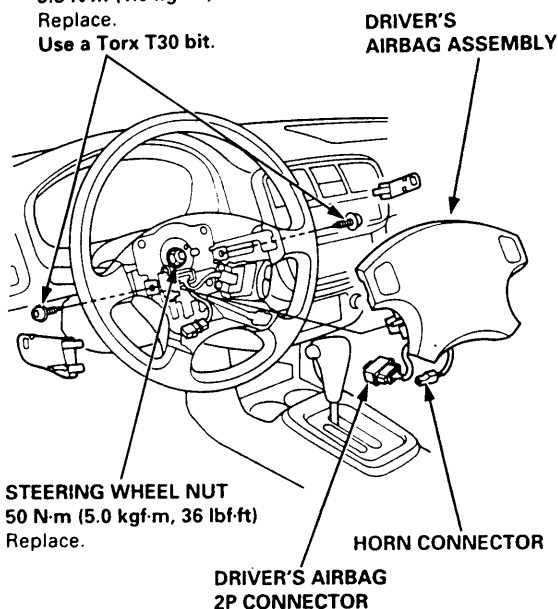
16. Install the steering wheel nut, and connect the horn connector to the steering wheel. Then install the driver's airbag assembly.

**TORX BOLTS**

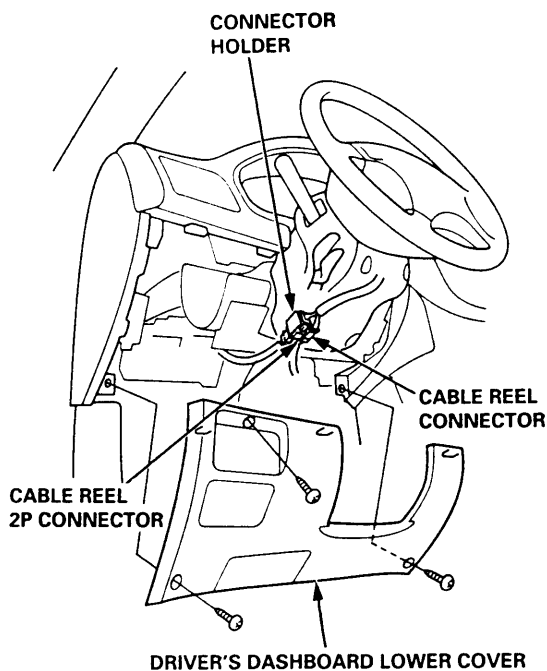
9.8 N·m (1.0 kgf·m, 7.2 lbf·ft)

Replace.

Use a Torx T30 bit.



17. Attach the cable reel 2P and 3P connector to the connector holder. Then install the driver's dashboard lower cover.



18. Reconnect the driver's airbag 2P connector to the cable reel 2P connector, and reinstall the access panel on the steering wheel.

19. Reconnect the battery positive cable, then the negative cable.

20. After installing the cable reel, confirm proper system operation:

- Turn the ignition switch ON (II); the SRS indicator light should come on for about six seconds and then go off.
- Make sure both horn buttons work.
- Make sure the headlight and wiper switches work.
- Go for a test drive, and make sure the cruise control switches work.