

Component	"Power Variant"	"Profi - ProfiPlus Variants"
Rear power lift	EPC 33 LS - EHS1 - sa	EPC 33 LS - EHS1 - sa or EPC 33 LS - EHS1 - sa/da
Front power lift (Standard)	SB 23 LS - EHS 1	SB 23 LS - EHS 1
Front power lift (Comfort control)	SB 23 LS - EHS 1	SB 23 LS - EHS 1
Hydraulic trailer brake valve	optional	optional




Fig. 1

- | | |
|--|---|
| 1.1 (Y176) - position 1 spool valve (yellow) | AB Hydraulic trailer brake |
| 1.2 (Y177) - position 2 spool valve (blue) | CD Leakage (Case Drain) oil line |
| 1.3 (Y178) - position 3 spool valve (red) | LS External LS |
| 1.4 (Y179) - position 4 spool valve (green) | PEX External pressure supply (Power Beyond) |
| 1.5 (Y180) - position 5 spool valve (brown) | RH Rear return line |




Fig. 2

- 2.1 (Y182) - position 7 spool valve (olive)
- 2.2 (Y183) - position 8 spool valve (gray)

RF Front return pipe

12.1.3 Pressure measuring points overview

- M1** - Measuring point for emergency steering pump
- M2** - Measuring point for auxiliary pump
- M3** - Measuring point for variable pump
- M4** - Measuring point for Load Sensing pressure
- M5** - Measuring point for control pressure




Fig. 3