

Connector Identification and Wire Harness Routing

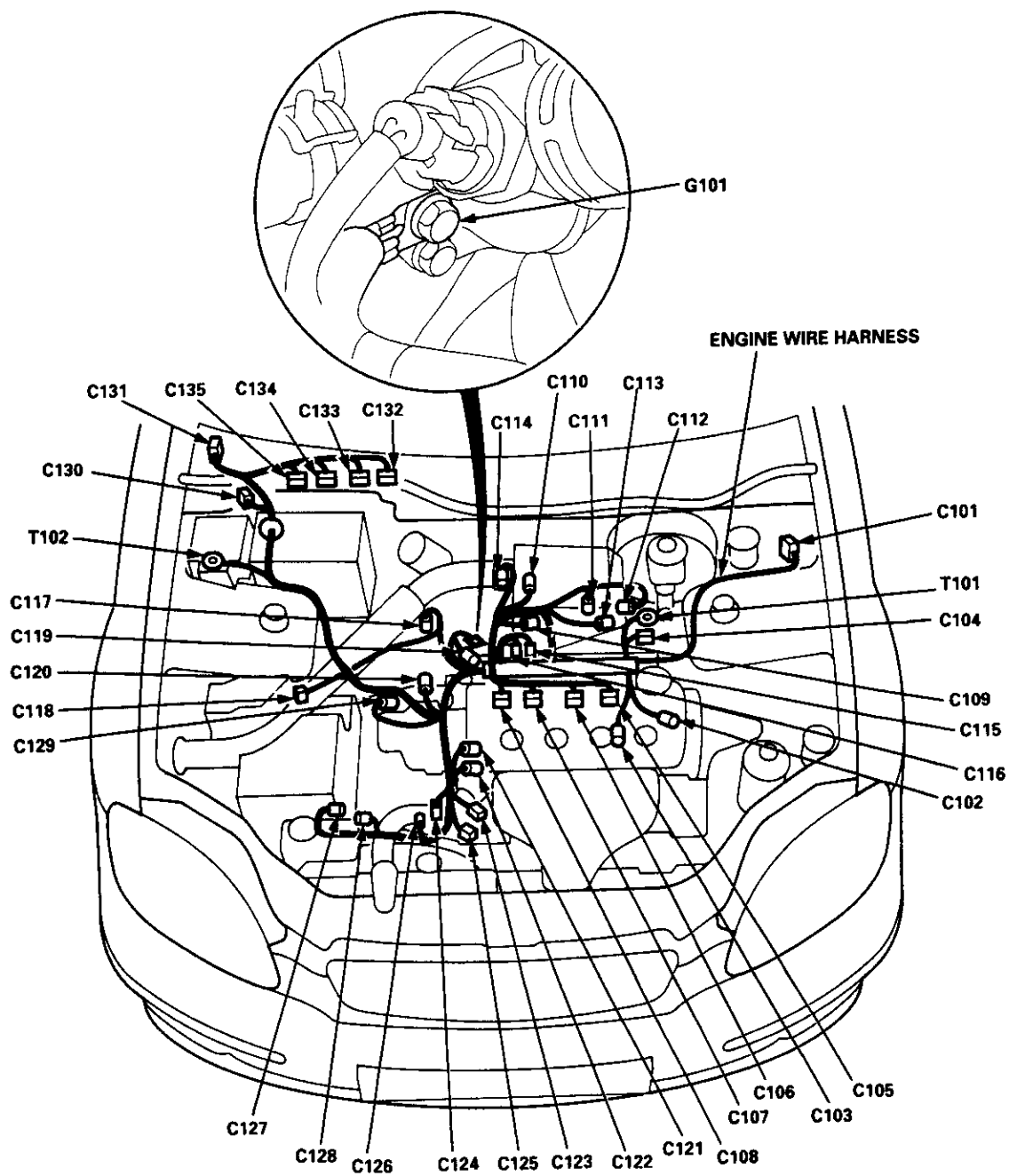
Connector or Terminal	Number of Cavities/ Color	Location	Connects to	Notes
-----------------------	---------------------------	----------	-------------	-------

Engine Wire Harness (D16Y7): '96 model

C101	10-GRY	Left side of engine compartment	Main wire harness	
C102	3-GRY	Left side of engine	CKF sensor	
C103	1-CLR	Middle of engine	Engine oil pressure switch	
C104	4-GRN	Left side of engine	Alternator	USA
C104	3-N/A	Left side of engine	Alternator	Canada
C105	2-BLK	Middle of engine	No. 1 fuel injector	
C106	2-BLK	Middle of engine	No. 2 fuel injector	
C107	2-BLK	Middle of engine	No. 3 fuel injector	
C108	2-BLK	Middle of engine	No. 4 fuel injector	
C109	3-GRY	Middle of engine	IAC valve	A/T
C110	3-GRY	Middle of engine	TP sensor	
C111	3-GRY	Middle of engine	MAP sensor	
C112	2-BLK	Middle of engine	IAT sensor	
C113	2-GRY	Middle of engine	Power steering pressure switch	USA
C114	2-BLK	Middle of engine	EVAP purge control solenoid valve	
C115	14-BLU	Middle of engine	Junction connector	
C116	14-GRY	Middle of engine	Junction connector	
C117	3-GRY	Right side of engine compartment	Vehicle speed sensor (VSS)	
C118	2-BLK	Right side of engine compartment	Countershaft speed sensor	A/T
C119	2-GRY	Middle of engine	Engine coolant temperature switch	
C120	10-GRY	Middle of engine	Distributor	
C121	1-BLK	Middle of engine	Engine coolant temperature sending unit	
C122	2-GRY	Middle of engine	ECT sensor	
C123	4-GRY	Middle of engine	Primary HO2S (sensor 1)	
C124	2-GRY	Middle of engine	Back-up light switch	M/T
C124	2-GRY	Middle of engine	Lock-up control solenoid valves	A/T
C125	4-GRY	Middle of engine	Secondary HO2S (sensor 2)	
C126	2-BLK	Middle of engine	Mainshaft speed sensor	A/T
C127	2-BLK	Middle of engine	Linear solenoid	A/T
C128	2-GRY	Middle of engine	Shift control solenoid valves	A/T
C129	1-BLK	Right side of engine	Starter solenoid	
C130	20-BRN	Under right side of dash	Junction Connector	
C131	22-GRN	Behind right kick panel	Main wire harness	
C132	32-GRY	Below right front footrest	ECM/PCM connector A	
C133	25-GRY	Below right front footrest	PCM connector B	A/T
C134	31-BLU	Below right front footrest	ECM/PCM connector C	
C135	16-GRY	Below right front footrest	ECM/PCM connector D	
T101		Left side of engine compartment	Alternator	
T102		Right side of engine compartment	Under-hood fuse/relay box	
G101		Right side of engine	Engine ground, via engine wire harness	



'96 model:



Connector Identification and Wire Harness Routing

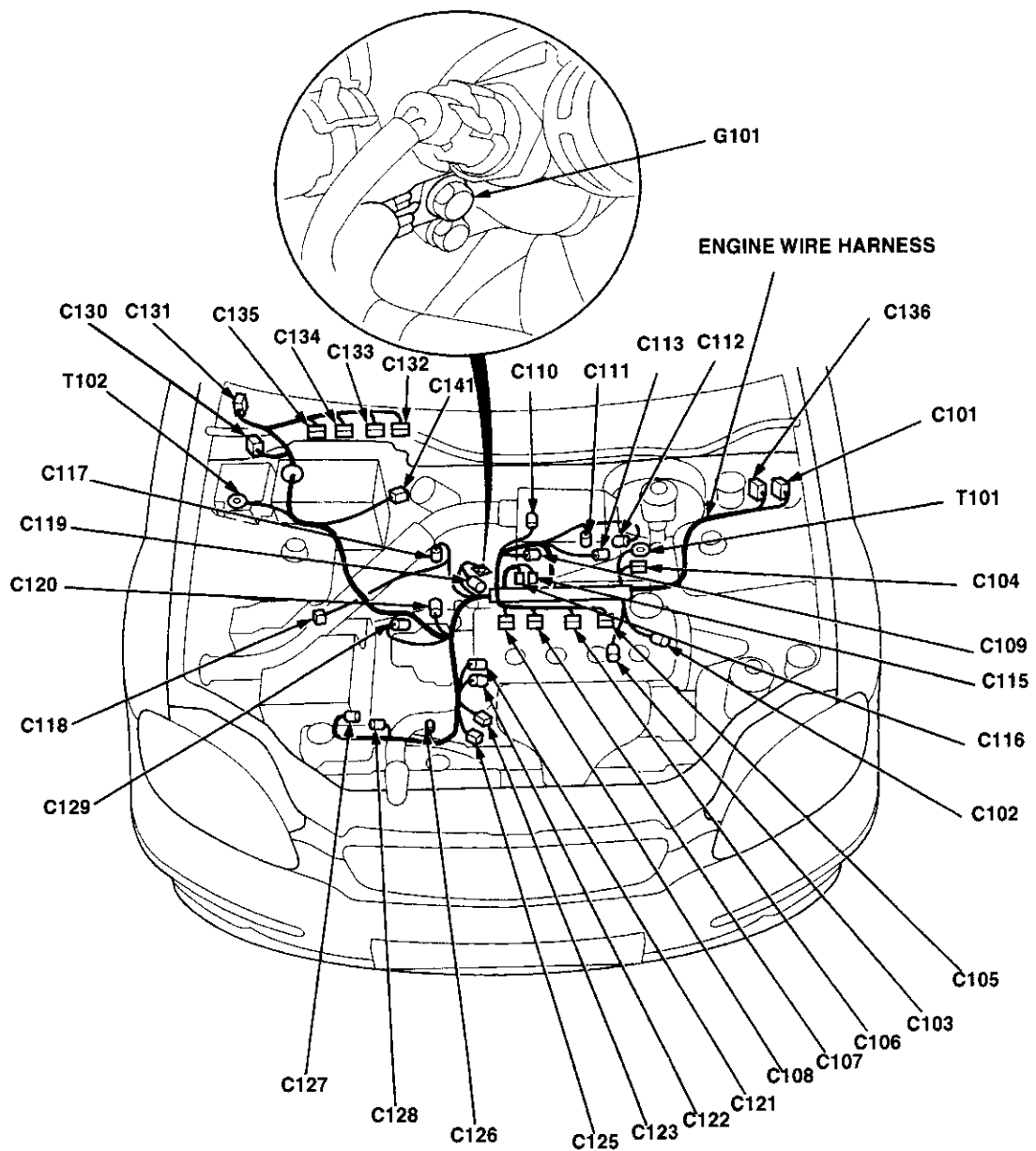
Connector or Terminal	Number of Cavities/ Color	Location	Connects to	Notes
-----------------------	---------------------------	----------	-------------	-------

Engine Wire Harness (D16Y7 engine): '97-'98 models

C101	10-GRY	Left side of engine compartment	Main wire harness	
C102	3-GRY	Left side of engine	CKF sensor	
C103	1-CLR	Middle of engine	Engine oil pressure switch	
C104	4-GRN	Left side of engine	Alternator	USA
C104	3-N/A	Left side of engine	Alternator	Canada
C105	2-BLK	Middle of engine	No. 1 fuel injector	
C106	2-BLK	Middle of engine	No. 2 fuel injector	
C107	2-BLK	Middle of engine	No. 3 fuel injector	
C108	2-BLK	Middle of engine	No. 4 fuel injector	
C109	3-GRY	Middle of engine	IAC valve	
C110	3-GRY	Middle of engine	TP sensor	
C111	3-GRY	Middle of engine	MAP sensor	
C112	2-BLK	Middle of engine	IAT sensor	
C113	2-GRY	Middle of engine	Power steering pressure switch	USA
C114	2-BLK	Middle of engine	EVAP purge control solenoid valve	
C115	14-BLU	Middle of engine	Junction connector	
C116	14-GRY	Middle of engine	Junction connector	
C117	3-GRY	Right side of engine compartment	Vehicle speed sensor (VSS)	
C118	2-BLK	Right side of engine compartment	Countershaft speed sensor	A/T
C119	2-GRY	Middle of engine	Engine coolant temperature switch	
C120	10-GRY	Middle of engine	Distributor	
C121	1-BLK	Middle of engine	Engine coolant temperature sending unit	
C122	2-GRY	Middle of engine	ECT sensor	
C123	4-GRY	Middle of engine	Primary HO2S (sensor 1)	
C124	2-GRY	Middle of engine	Back-up light switch	M/T
C124	2-GRY	Middle of engine	Lock-up control solenoid valves	A/T
C125	4-GRY	Middle of engine	Secondary HO2S (sensor 2)	
C126	2-BLK	Middle of engine	Mainshaft speed sensor	A/T
C127	2-BLK	Middle of engine	Linear solenoid	A/T
C128	2-GRY	Middle of engine	Shift control solenoid valves	A/T
C129	1-BLK	Right side of engine	Starter solenoid	
C130	20-BRN	Under right side of dash	Junction connector	
C131	22-GRN	Behind right kick panel	Main wire harness	
C132	32-GRY	Below right front footrest	ECM/PCM connector A	
C133	25-GRY	Below right front footrest	PCM connector B	A/T
C134	31-BLU	Below right front footrest	ECM/PCM connector C	
C135	16-GRY	Below right front footrest	ECM/PCM connector D	
C136	8-GRY	Left side of engine compartment	Main wire harness	A/T
C141	2-BLK	Right side of engine compartment	EVAP control canister vent shut valve	
T101		Left side of engine	Alternator	
T102		Right side of engine compartment	Under-hood fuse/relay box	
G101		Right side of engine	Engine ground, via engine wire harness	



'97-'98 models:

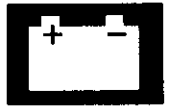


Connector Identification and Wire Harness Routing

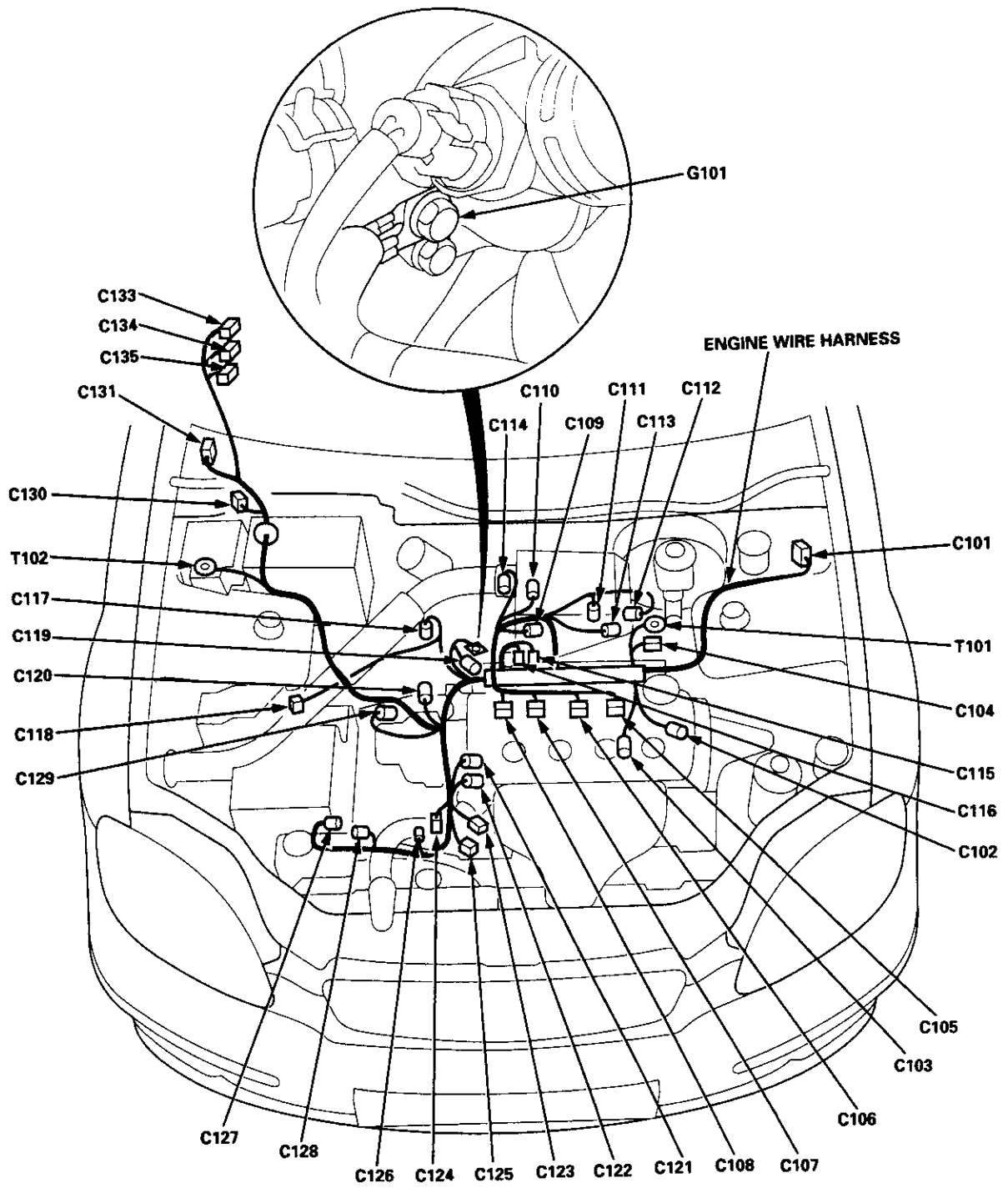
Connector or Terminal	Number of Cavities/ Color	Location	Connects to	Notes
-----------------------	---------------------------	----------	-------------	-------

Engine Wire Harness (D16Y7 engine): '99-'00 models

C101	10-GRY	Left side of engine compartment	Main wire harness	
C102	3-GRY	Left side of engine	CKF sensor	
C103	1-CLR	Middle of engine	Engine oil pressure switch	
C104	4-GRN	Left side of engine	Alternator	USA Canada
C104	3-N/A	Left side of engine	Alternator	
C105	2-BLK	Middle of engine	No. 1 fuel injector	
C106	2-BLK	Middle of engine	No. 2 fuel injector	
C107	2-BLK	Middle of engine	No. 3 fuel injector	
C108	2-BLK	Middle of engine	No. 4 fuel injector	
C109	3-GRY	Middle of engine	IAC valve	
C110	3-GRY	Middle of engine	TP sensor	
C111	3-GRY	Middle of engine	MAP sensor	
C112	2-BLK	Middle of engine	IAT sensor	
C113	2-GRY	Middle of engine	Power steering pressure switch	USA
C114	2-BLK	Middle of engine	EVAP purge control solenoid valve	
C115	14-BLU	Middle of engine	Junction connector	
C116	14-GRY	Middle of engine	Junction connector	
C117	3-GRY	Right side of engine compartment	Vehicle speed sensor (VSS)	
C118	2-BLK	Right side of engine compartment	Countershaft speed sensor	A/T
C119	2-GRY	Middle of engine	Engine coolant temperature switch	
C120	8-GRY	Middle of engine	Distributor	
C121	1-BLK	Middle of engine	Engine coolant temperature sending unit	
C122	2-GRY	Middle of engine	ECT sensor	
C123	4-GRY	Middle of engine	Primary HO2S (sensor 1)	
C124	2-GRY	Middle of engine	Back-up light switch	M/T
C124	2-GRY	Middle of engine	Lock-up control solenoid valves	A/T
C125	4-GRY	Middle of engine	Secondary HO2S (sensor 2)	
C126	2-BLK	Middle of engine	Mainshaft speed sensor	A/T
C127	2-BLK	Middle of engine	Linear solenoid	A/T
C128	2-GRY	Middle of engine	Shift control solenoid valves	A/T
C129	1-BLK	Right side of engine	Starter solenoid	
C130	20-BRN	Under right side of dash	Junction connector	
C131	22-GRN	Behind right kick panel	Main wire harness	
C133	25-GRY	Below right front footrest	ECM/PCM connector B	
C134	31-BLU	Below right front footrest	ECM/PCM connector C	
C135	16-GRY	Below right front footrest	PCM connector D	A/T
T101		Left side of engine	Alternator	
T102		Right side of engine compartment	Under-hood fuse/relay box	
G101		Right side of engine	Engine ground, via engine wire harness	



'99-'00 models:



Connector Identification and Wire Harness Routing

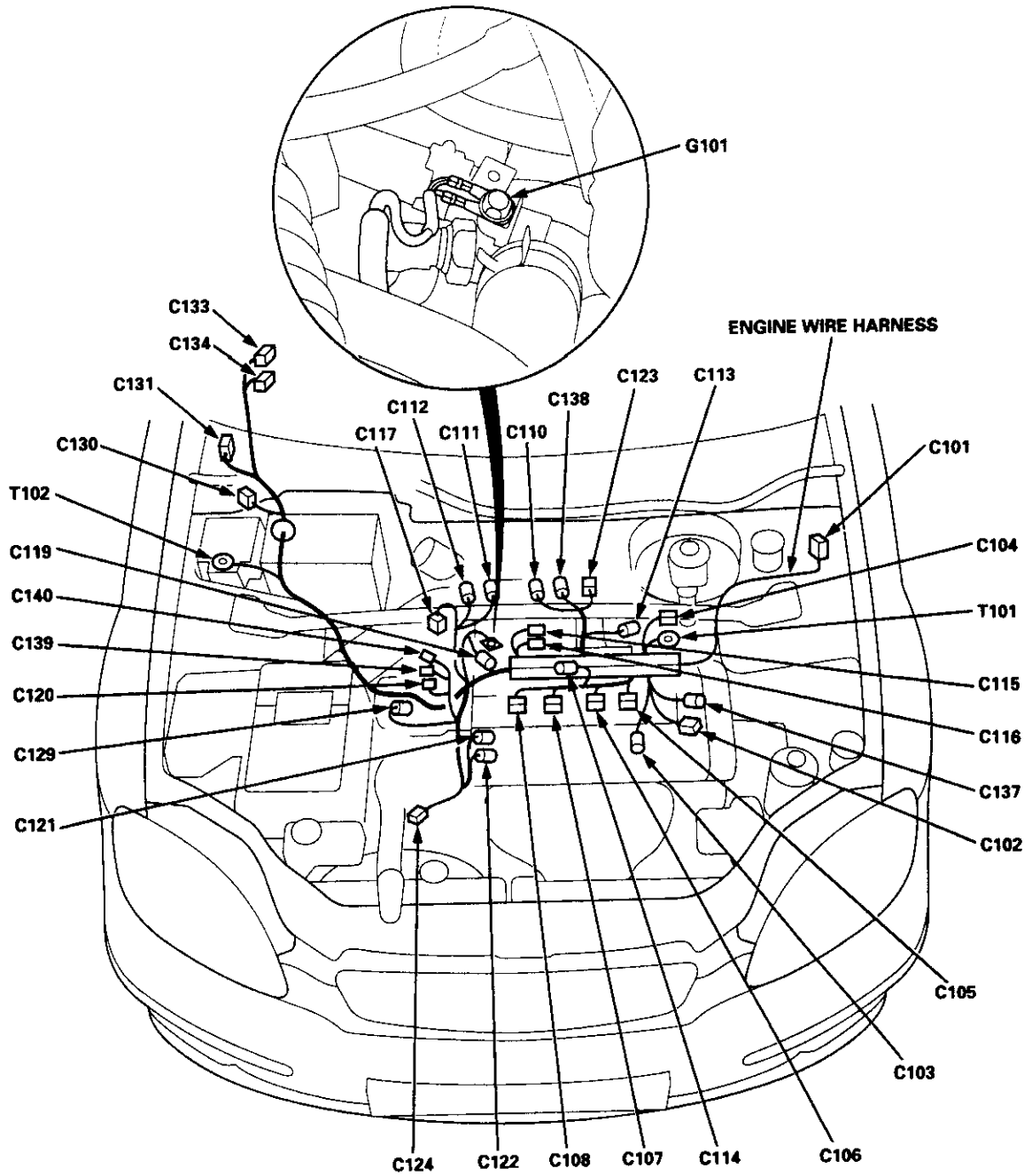
Connector or Terminal	Number of Cavities/ Color	Location	Connects to	Notes
-----------------------	---------------------------	----------	-------------	-------

Engine Wire Harness (B16A2 engine): '99-'00 models

C101	10-GRY	Left side of engine compartment	Main wire harness	USA Canada
C102	2-GRY	Left side of engine	CKF sensor	
C103	1-CLR	Middle of engine	Engine oil pressure switch	
C104	4-GRN	Left side of engine	Alternator	
C104	3-N/A	Left side of engine	Alternator	
C105	2-BLK	Middle of engine	No. 1 fuel injector	
C106	2-BLK	Middle of engine	No. 2 fuel injector	
C107	2-BLK	Middle of engine	No. 3 fuel injector	
C108	2-BLK	Middle of engine	No. 4 fuel injector	
C110	3-GRY	Middle of engine	TP sensor	
C111	3-GRY	Middle of engine	MAP sensor	
C112	2-BLK	Middle of engine	IAT sensor	
C113	2-GRY	Middle of engine	Power steering pressure switch	
C114	2-BLK	Middle of engine	EVAP purge control solenoid valve	
C115	14-BLU	Middle of engine	Junction connector	
C116	14-GRY	Middle of engine	Junction connector	
C117	3-GRY	Right side of engine compartment	Vehicle speed sensor (VSS)	
C119	2-GRY	Middle of engine	Engine coolant temperature switch	
C120	10-GRY	Middle of engine	Distributor	
C121	1-BLK	Middle of engine	Engine coolant temperature sending unit	
C122	2-GRY	Middle of engine	ECT sensor	
C123	4-GRY	Middle of engine	Primary HO2S (sensor 1)	
C124	2-GRY	Middle of engine	Back-up light switch	
C129	1-BLK	Right side of engine	Starter solenoid	
C130	20-BRN	Under right side of dash	Junction connector	
C131	22-GRN	Behind right kick panel	Main wire harness	
C133	25-GRY	Below right front footrest	ECM connector B	
C134	31-BLU	Below right front footrest	ECM connector C	
C137	2-GRY	Middle of engine	Knock Sensor (KS)	
C138	2-GRY	Middle of engine	IAC valve	
C139	1-GRY	Middle of engine	VTEC solenoid valve	
C140	2-GRY	Middle of engine	VTEC pressure switch	
T101		Left side of engine	Alternator	
T102		Right side of engine compartment	Under-hood fuse/relay box	
G101		Right side of engine	Engine ground, via engine wire harness	



'99-'00 models:

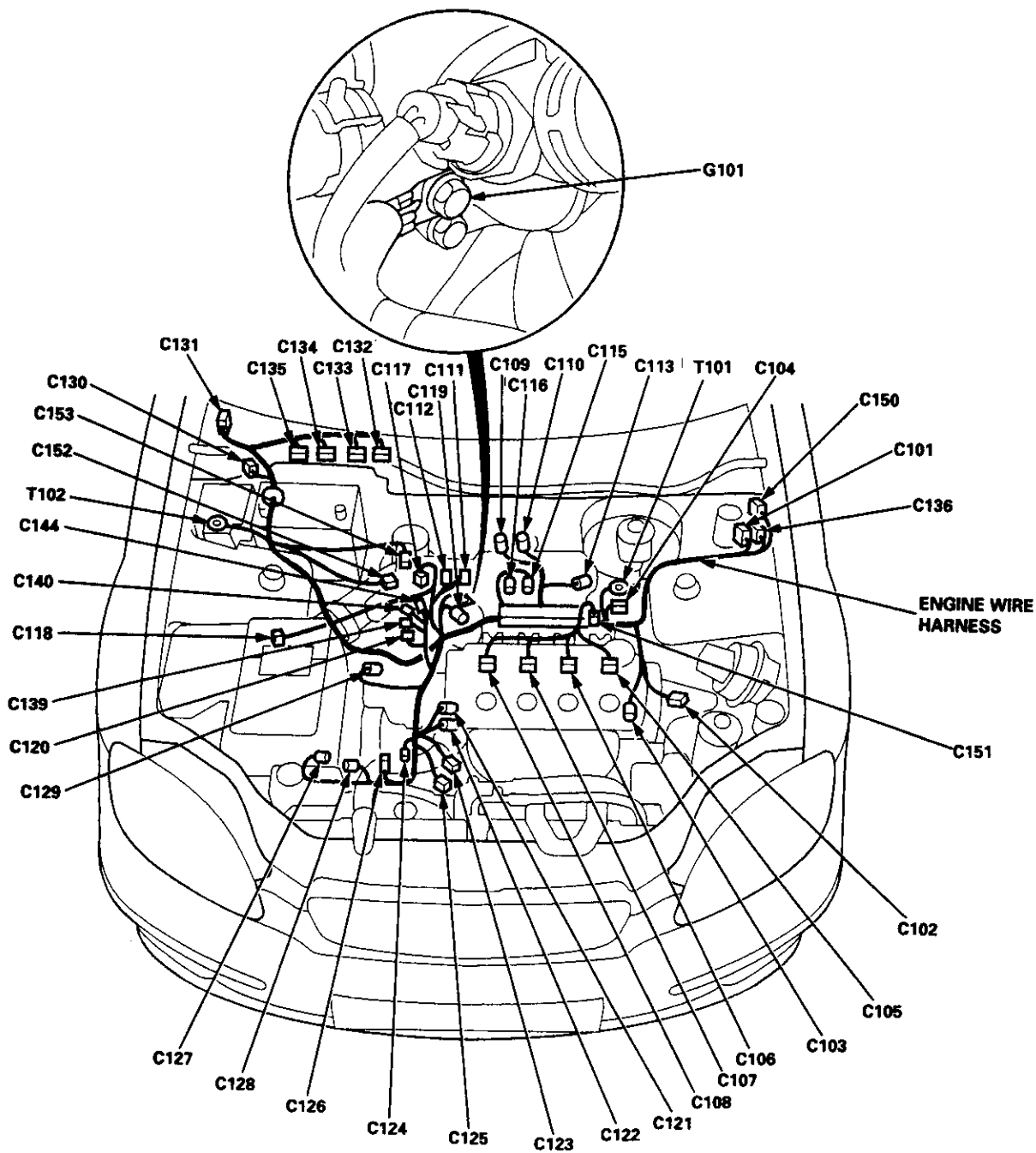


Connector Identification and Wire Harness Routing

Connector or Terminal	Number of Cavities	Location	Connects to	Notes
-----------------------	--------------------	----------	-------------	-------

Engine Wire Harness (D16B5)

C101	10-GRY	Left side of engine compartment	Main wire harness	
C102	3-GRY	Left side of engine	CKF sensor	
C103	1-CLR	Middle of engine	Engine oil pressure switch	
C104	4-GRN	Left side of engine	Alternator	
C105	2-BLK	Middle of engine	No. 1 fuel injector	
C106	2-BLK	Middle of engine	No. 2 fuel injector	
C107	2-BLK	Middle of engine	No. 3 fuel injector	
C108	2-BLK	Middle of engine	No. 4 fuel injector	
C109	3-GRY	Middle of engine	IAC valve	
C110	3-GRY	Middle of engine	TP sensor	
C111	3-GRY	Middle of engine	MAP sensor	
C112	2-BLK	Middle of engine	IAT sensor	
C113	2-GRY	Middle of engine	Power steering pressure switch	
C115	14-BLU	Middle of engine	Junction connector	
C116	14-GRY	Middle of engine	Junction connector	
C117	3-GRY	Right side of engine compartment	Vehicle speed sensor (VSS)	
C118	2-BLK	Right side of engine compartment	Countershaft speed sensor	
C119	2-GRY	Middle of engine	Engine coolant temperature switch	
C120	10-GRY	Middle of engine	Distributor	
C121	1-BLK	Middle of engine	Engine coolant temperature sending unit	
C122	2-GRY	Middle of engine	ECT sensor	
C123	4-GRY	Middle of engine	Primary HO2S (sensor 1)	
C124	2-GRY	Middle of engine	Lock-up control solenoid valves	
C125	4-GRY	Middle of engine	Secondary HO2S (sensor 2)	
C126	2-BLK	Middle of engine	Mainshaft speed sensor	
C127	2-BLK	Middle of engine	Linear solenoid	
C128	2-GRY	Middle of engine	Shift control solenoid valves	
C129	1-BLK	Right side of engine	Starter solenoid	
C130	20-BRN	Under right side of dash	Junction connector	
C131	22-GRN	Behind right kick panel	Main wire harness	
C132	32-GRY	Below right front footrest	PCM connector A	
C133	25-GRY	Below right front footrest	PCM connector B	
C134	31-BLU	Below right front footrest	PCM connector C	
C135	16-GRY	Below right front footrest	PCM connector D	
C136	8-GRY	Left side of engine compartment	Main wire harness	
C139	1-GRY	Middle of engine	VTEC solenoid valve	
C140	2-GRY	Middle of engine	VTEC pressure switch	
C144	6-GRY	Middle of engine	EGR valve	
C150	8-LT GRN	Left side of engine compartment	Main wire harness	
C151	2-GRY	Middle of engine	Fuel temperature sensor	
C152	2-BLK	Right side of engine compartment	Fuel pressure regulator shut-off solenoid valve	
C153	3-N/A	Right side of engine compartment	Fuel pressure sensor	
T101		Left side of engine	Alternator	
T102		Right side of engine compartment	Under-hood fuse/relay box	
G101		Right side of engine	Engine ground, via engine wire harness	



Connector Identification and Wire Harness Routing

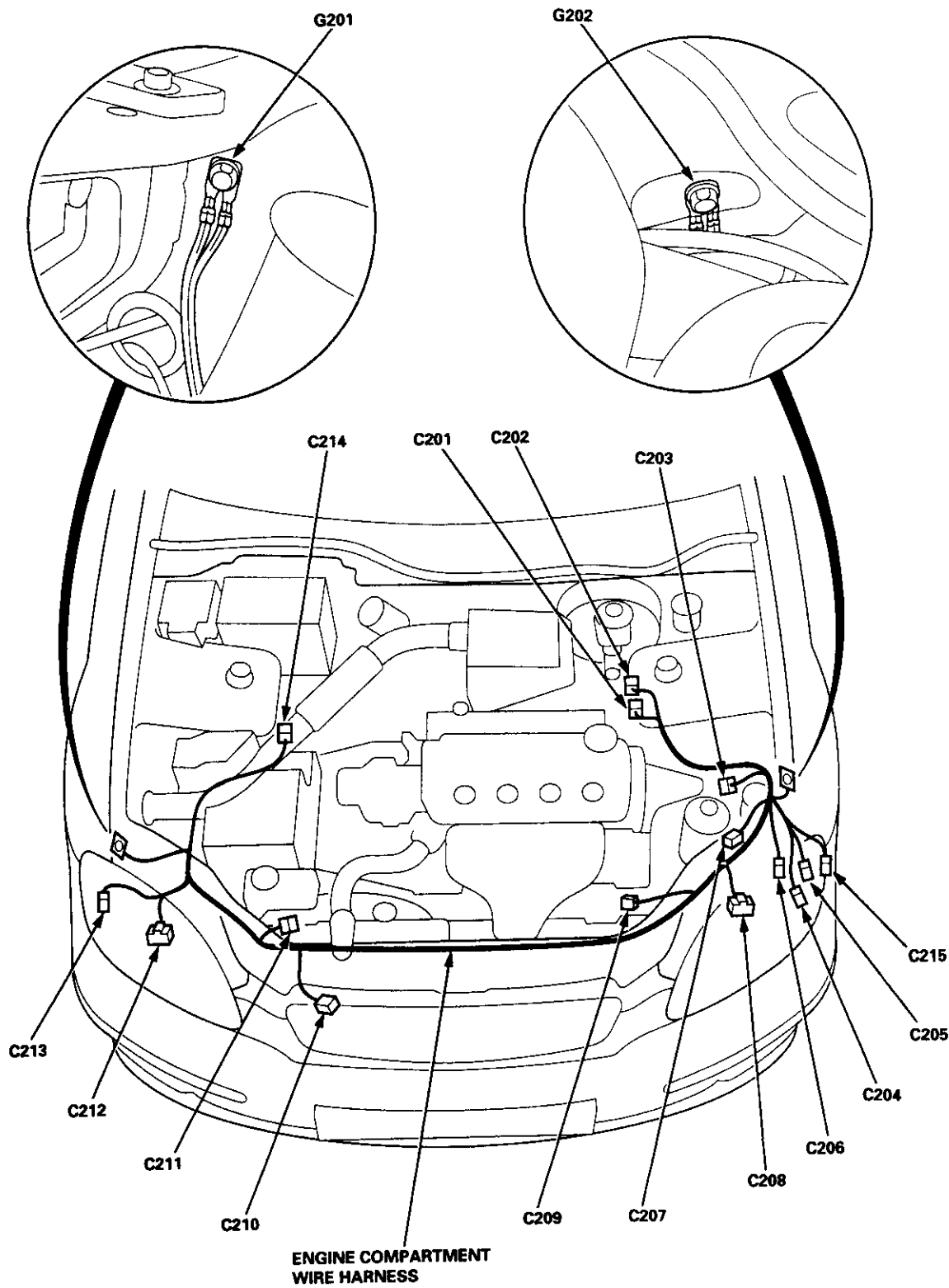
Connector or Terminal	Number of Cavities/ Color	Location	Connects to	Notes
-----------------------	---------------------------	----------	-------------	-------

Engine Compartment Wire Harness

C201	10-BLU	Left side of engine compartment	Main wire harness	
C202	6-GRY	Left side of engine compartment	Main wire harness	*1
C202	2-GRY	Left side of engine compartment	Main wire harness	*2
C203	4-GRY	Left side of engine compartment	Cruise control actuator	*1
C204	2-GRN	Behind front bumper	Windshield washer motor	
C205	2-BRN/WHT	Behind front bumper	Rear window washer motor	
C206	3-GRY	Left side of engine compartment	Left front turn signal/parking light	
C207	1-BRN	Behind front bumper	Front fog light	Optional
C208	3	Left side of engine compartment	Left headlight	
C209	4-GRY	Left front of engine compartment	A/C wire harness	
C210	2-GRY	Behind front bumper	Horn	'96-'97 models
C210	1-BLU or BLK	Behind front bumper	Horn	'98-'00 models
C211	2-GRY	Right front of engine compartment	Radiator fan motor	
C212	3-BLK	Right side of engine compartment	Right headlight	
C213	3-GRY	Right side of engine compartment	Right front turn signal/parking light	
C214	8-GRY	Right side of engine compartment	Main wire harness	
C215	2-GRY	Behind front bumper	Washer level switch	Canada '99-'00 models
G201		Right side of engine compartment	Body ground, via engine compartment wire harness	
G202		Left side of engine compartment	Body ground, via engine compartment wire harness	

*1: With cruise control

*2: Without cruise control



Connector Identification and Wire Harness Routing

Connector or Terminal	Number of Cavities/Color	Location	Connects to	Notes
-----------------------	--------------------------	----------	-------------	-------

Main Wire Harness (Left side of engine compartment branch)

C101	10-GRY	Left side of engine compartment	Engine wire harness	
C136	14-GRY	Left side of engine compartment	Engine wire harness	*1
C136	8-GRY	Left side of engine compartment	Engine wire harness	*2, *5
C150	8-LT GRN	Left side of engine compartment	Engine compartment wire harness	*5
C201	10-BLU	Left side of engine compartment	Engine compartment wire harness	
C202	6-GRY	Left side of engine compartment	Engine compartment wire harness	*3
C202	2-GRY	Left side of engine compartment	Engine compartment wire harness	*4
C301	5-GRY	Left side of engine compartment	Windshield wiper motor	
C302	2-NAT	Left side of engine compartment	Test tachometer connector	
C304	3-N/A	Left side of engine compartment	Daytime running lights resistor	Canada
C306	1-BLK	Left side of engine compartment	Brake fluid level switch (+)	
C307	1-BLK	Left side of engine compartment	Brake fluid level switch (-)	
C310	2-ORN	Left side of engine compartment	Left front ABS wheel sensor	ABS

*1: '96-'98 A/T with D16Y5 engine

*2: '96-'98 A/T with D16Y7/D16Y8 engines

*3: With cruise control

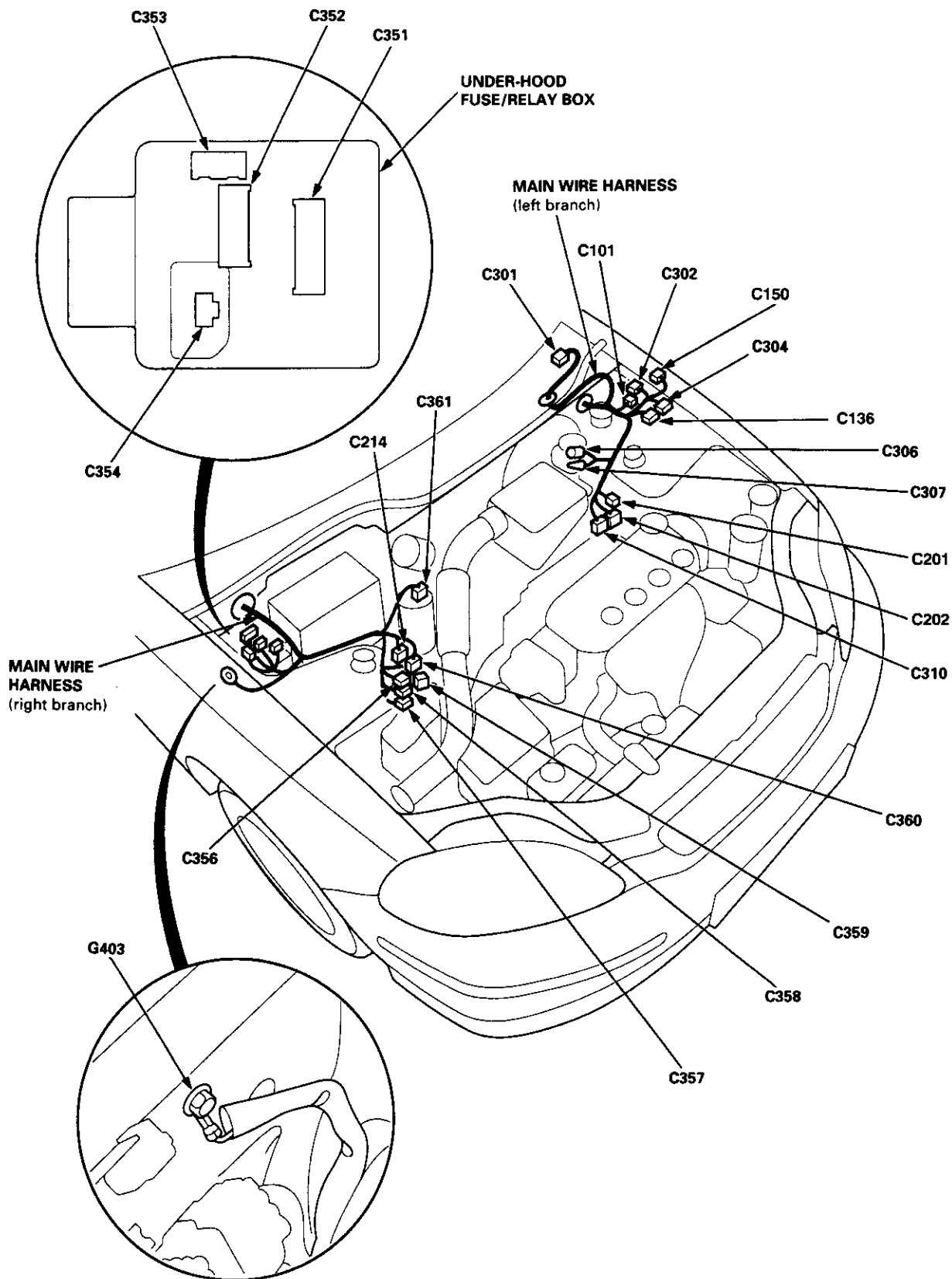
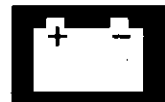
*4: Without cruise control

*5: GX model

Main Wire Harness (Right side of engine compartment branch)

C214	8-GRY	Right side of engine compartment	Engine compartment wire harness	
C351	11-GRY	Right side of engine compartment	Under-hood fuse/relay box	
C352	9-GRY	Right side of engine compartment	Under-hood fuse/relay box	
C353	5-BRN	Right side of engine compartment	Under-hood fuse/relay box	
C354	3-GRY	Right side of engine compartment	ELD unit	USA
C356	3-ORN	Right side of engine compartment	Under-hood ABS fuse/relay box	ABS
C357	2-ORN	Right side of engine compartment	Under-hood ABS fuse/relay box	ABS
C358	2-ORN	Right side of engine compartment	Right front ABS wheel sensor	ABS
C359	10-ORN	Right side of engine compartment	ABS modulator unit	ABS
C360	2-ORN	Right side of engine compartment	ABS pump motor	ABS
C361	2-BRN	Right side of engine compartment	EVAP control canister vent shut valve	*1
G403		Right side of engine compartment	Body ground, via main wire harness	ABS

*1: '99-'00 models except GX model



Connector Identification and Wire Harness Routing

Connector or Terminal	Number of Cavities/ Color	Location	Connects to	Notes
-----------------------	---------------------------	----------	-------------	-------

Main Wire Harness (Left side of dash and floor branch): '96-'97 models

C401	14-GRY	Behind left kick panel	Floor wire harness	
C402	4-ORN	Behind left kick panel	Floor wire harness	ABS
C403	4-NAT	Under left side of dash	Light flasher relay connector (Security)	Optional
C404	14-GRY	Under left side of dash	Cruise control unit	
C405	4-NAT	Under left side of dash	DRL control unit connector A	Canada
C406	8-GRY	Under left side of dash	DRL control unit connector B	Canada
C407	2-GRY	Under left side of dash	Roof wire harness	*2
C407	2-GRY	Under left side of dash	Moonroof wire harness	*4
C408	1-BRN	Under left side of dash	Front fog light connector	Optional
C409	10-WHT	Behind under-dash fuse/relay box	Integrated control unit	
C410	12-GRY	Above under-dash fuse/relay box	Dashboard wire harness	A/T
C411	24-BLU	Above under-dash fuse/relay box	Dashboard wire harness	
C412	3-YEL	Above under-dash fuse/relay box	SRS main harness	
C413	16-GRY	Under left side of dash	Data link connector	
C414	4-BLU	Under left side of dash	Starter cut relay	M/T
C415	7-BRN	Above under-dash fuse/relay box	Ignition switch	
C416	6-NAT	Under left side of dash	Security starter cut relay connector	Optional
C417	2-N/A	Under left side of dash	Clutch switch	*5
C418	2-YEL	Under left side of dash	Clutch interlock switch	M/T
C419	18-GRN	Behind under-dash fuse/relay box	Under-dash fuse/relay box	
C420	20-GRN	Behind under-dash fuse/relay box	Under-dash fuse/relay box	
C421	18-GRN	Behind under-dash fuse/relay box	Under-dash fuse/relay box	
C422	7-GRN	Front of under-dash fuse/relay box	Under-dash fuse/relay box	
C423	6-GRN	Front of under-dash fuse/relay box	Under-dash fuse/relay box	
C424	4-NAT	Under left side of dash	Horn relay	
C425	4-WHT	Under left side of dash	Brake switch	
C426	8-WHT	Behind steering column cover	Combination wiper switch connector A	
C427	6-WHT	Behind steering column cover	Combination wiper switch connector B	
C428	4-NAT	Behind steering column cover	Combination light switch connector A	
C429	7-NAT	Behind steering column cover	Combination light switch connector B	
C430	3-GRY	Under left side of dash	Cable reel	
C431	8-GRY	Under left side of dash	Interlock control unit	A/T
C432	4-GRY	Below front console	Secondary heated oxygen sensor sub-harness	*6
C433	14-GRY	Below front console	A/T gear position switch	A/T
C434	2-GRY	Below front console	Shift lock solenoid	A/T
C435	4-GRY	Below front console	Park pin switch and A/T gear position console light	A/T
C437	26-GRY	Behind left kick panel	TCM connector A	CVT
C438	22-GRY	Behind left kick panel	TCM connector B	CVT
C439	1-GRN	Behind under-dash fuse/relay box	Under-dash fuse/relay box	
G401		Left kick panel	Body ground, via main wire harness	

*2: Without moonroof

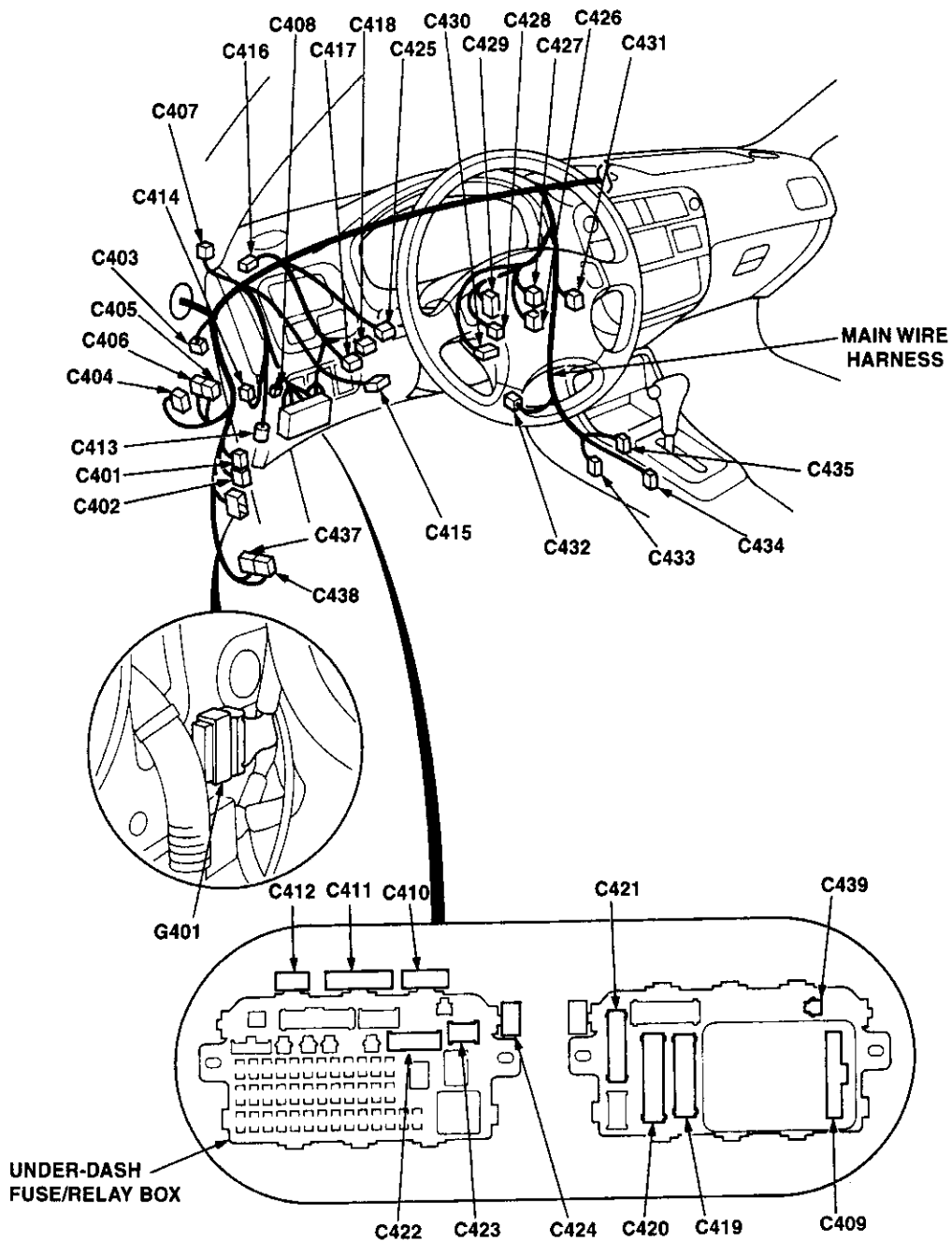
*5: M/T (with cruise control or for D16Y5 engine)

*4: With moonroof

*6: With secondary heated oxygen sensor (HO2S)



'96-'97 models:



Connector Identification and Wire Harness Routing

Connector or Terminal	Number of Cavities/ Color	Location	Connects to	Notes
-----------------------	---------------------------	----------	-------------	-------

Main Wire Harness (Left side of dash and floor branch): '98 model and all GX models

C401	14-GRY	Behind left kick panel	Floor wire harness	
C402	4-ORN	Behind left kick panel	Floor wire harness	ABS
C403	4-NAT	Under left side of dash	Light flasher relay connector (Security)	Optional
C404	14-BLU	Under left side of dash	Cruise control unit	
C405	4-NAT	Under left side of dash	DRL control unit connector A	Canada
C406	8-GRY	Under left side of dash	DRL control unit connector B	Canada
C407	2-GRY	Under left side of dash	Roof wire harness	*2
C407	2-GRY	Under left side of dash	Moonroof wire harness	*4
C407	6-GRY	Under left side of dash	Roof wire harness	*7
C408	1-BRN	Under left side of dash	Front fog light connector	Optional
C409	10-WHT	Behind under-dash fuse/relay box	Integrated control unit	
C410	12-GRY	Above under-dash fuse/relay box	Dashboard wire harness	A/T
C411	24-BLU	Above under-dash fuse/relay box	Dashboard wire harness	
C412	3-YEL	Above under-dash fuse/relay box	SRS main harness	
C413	16-GRY	Under left side of dash	Data link connector	
C414	5-BLK	Under-dash relay box	Starter cut relay	M/T
C415	7-BRN	Above under-dash fuse/relay box	Ignition switch	
C416	6-NAT	Under left side of dash	Security starter cut relay connector	Optional
C417	2-N/A	Under left side of dash	Clutch switch	*5
C418	2-YEL	Under left side of dash	Clutch interlock switch	M/T
C419	18-GRN	Behind under-dash fuse/relay box	Under-dash fuse/relay box	
C420	20-GRN	Behind under-dash fuse/relay box	Under-dash fuse/relay box	
C421	18-GRN	Behind under-dash fuse/relay box	Under-dash fuse/relay box	
C422	7-GRN	Front of under-dash fuse/relay box	Under-dash fuse/relay box	
C423	6-GRN	Front of under-dash fuse/relay box	Under-dash fuse/relay box	
C424	5-BLK	Under-dash relay box	Horn relay	
C425	4-WHT	Under left side of dash	Brake switch	
C426	8-WHT	Behind steering column cover	Combination wiper switch connector A	
C427	6-WHT	Behind steering column cover	Combination wiper switch connector B	
C428	4-NAT	Behind steering column cover	Combination light switch connector A	
C429	7-NAT	Behind steering column cover	Combination light switch connector B	
C430	3-GRY	Under left side of dash	Cable reel	
C431	8-GRY	Under left side of dash	Interlock control unit	A/T
C432	4-GRY	Below front console	Secondary heated oxygen sensor sub-harness	*6
C433	14-GRY	Below front console	A/T gear position switch	A/T
C434	2-GRY	Below front console	Shift lock solenoid	A/T
C435	4-GRY	Below front console	Park pin switch and A/T gear position console light	A/T
C437	26-GRY	Behind left kick panel	TCM connector A	CVT
C438	22-GRY	Behind left kick panel	TCM connector B	CVT
C439	1-GRN	Behind under-dash fuse/relay box	Under-dash fuse/relay box	*7
C447	4-N/A	Under left side of dash	Fuel injector relay	*7
C448	26-GRY	Behind left kick panel	Injector control module	*7
G401		Left kick panel	Body ground, via main wire harness	

*2: Without moonroof (except GX)

*4: With moonroof

*5: M/T (with cruise control or for D16Y5 engine)

*6: With secondary heated oxygen sensor (HO2S)

*7: GX model