


## Converter Housing, Assemble


### STEP 1.

Install outer pump drive gear assemblies (left and right). Place new O-rings on bolts. Install bolts and tighten to specified torque. See Torque Specifications.




### STEP 2.

Install center pump drive gear assembly. Tighten bolts to specified torque. See Torque Specifications.



### STEP 3.

Install 4th speed outer roller bearing in converter housing.




**STEP 4.**

From the rear of the housing, tap turbine shaft and bearing in converter housing. Tap shaft until gear shoulders are against converter housing.

**STEP 5.**

From the front of the housing, install turbine shaft bearing locating ring. Tap shaft until ring is in full position in groove.

**STEP 6.**

Install new O-ring on stator support. Position stator support on turbine shaft. Turn stator support to clear pump drive gear. Align support holes with converter housing.

