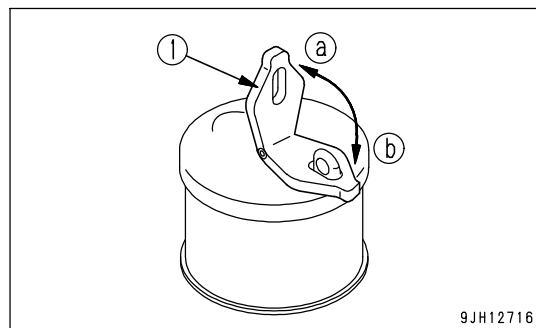


METHOD OF OPENING FUEL CAP

The method of opening or closing the fuel tank cap is as follows.

OPENING THE CAP

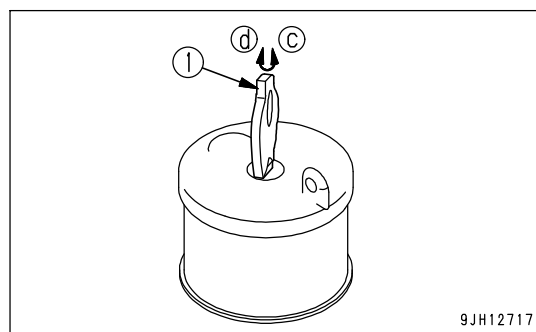
1. Raise lever (1) in the (a) direction.
2. When lever (1) is turned in the (c) direction (counterclockwise) by approximately 35 deg., it stops at the stopper, and the cap can be opened.



9JH12716

CLOSING THE CAP

1. After turning lever (1) in the (c) direction (counterclockwise), keep it in that position and fit the cap.
2. Turn lever (1) in the (d) direction (clockwise) until it stops at the stopper, and then tilt it in the (b) direction.



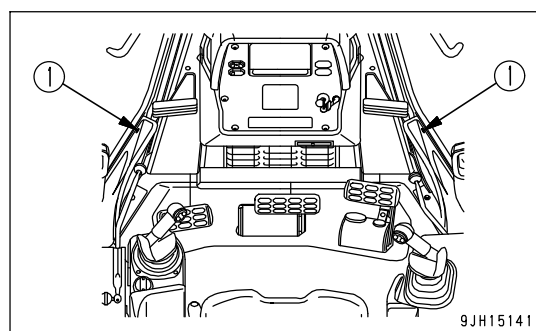
9JH12717

DOOR POCKET

This is inside the left and right doors. Use it for keeping things.

Do not put the heavy tools or other heavy objects in it.

If the pocket is dirty, loosen three bolts (1), then remove the pocket and rinse it.

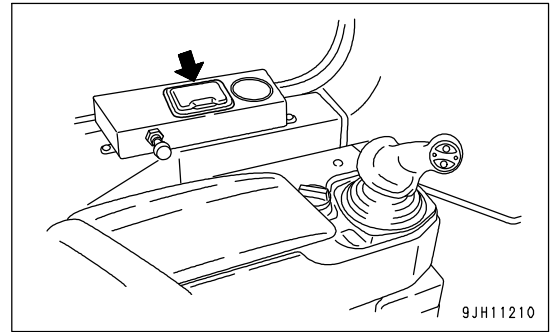


9JH15141

ASHTRAY

This is on the left side of the operator's seat.

Always make sure that you extinguish the cigarette before closing the lid.

**TOOL BOX**

This is inside the front of the right fender.

It is used for storing tools.

