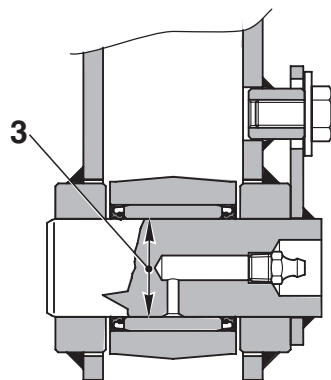
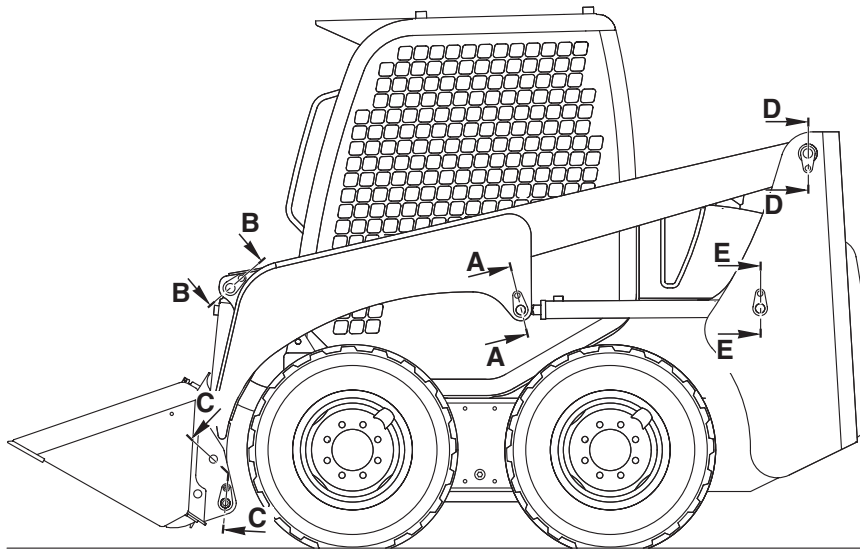
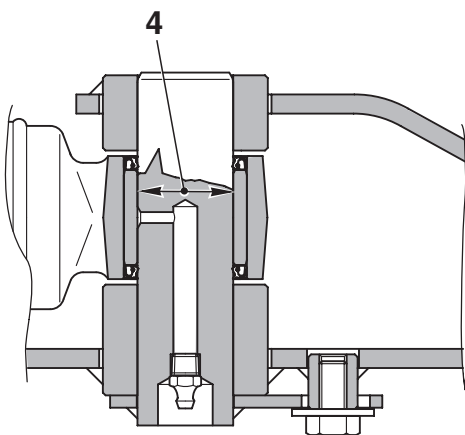


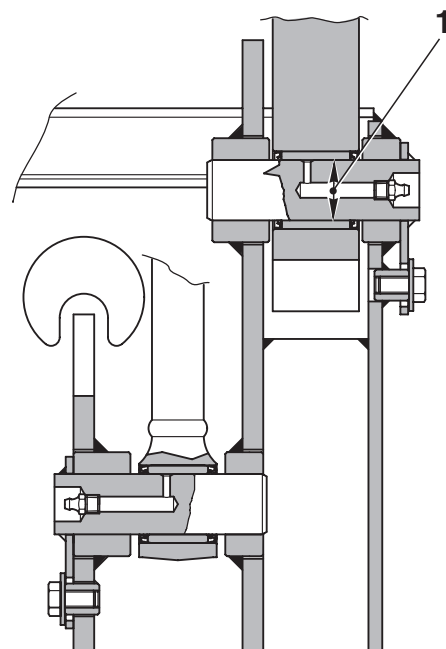
## WORKING EQUIPMENT



Section A - A

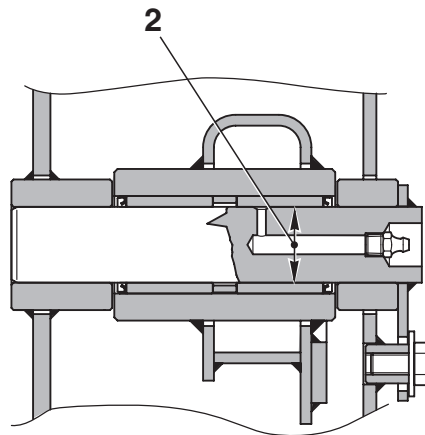


Section B - B

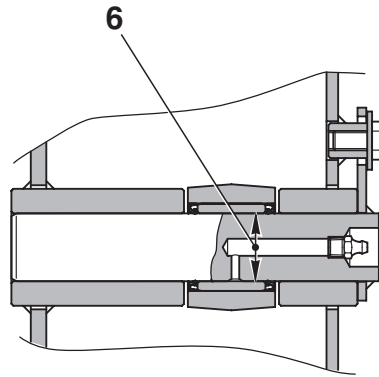


Section C - C

RKS01121



Section D - D



Section E- E

RKS01161

Unit: mm

N°	Check item	Criteria					Remedy
		Standard size	Tolerance		Minimum clearance	Clearance limit	
			Shaft	Hole			
1	Clearance between bushing and mounting pin of work equipment support frame	35	-0.01 -0.05	+ 0.072 + 0.134	0.082- 0.184	1.0	Replace bushing
2	Clearance between bushing and mounting pin of fulcrum arm	35	-0.01 -0.05	+ 0.072 + 0.134	0.082- 0.184	1.0	
3	Clearance between bushing and mounting pin lift cylinder (head side)	35	-0.01 -0.05	+ 0.072 + 0.134	0.082- 0.184	1.0	
4	Clearance between bushing and mounting pin bucket cylinder (bottom side)	35	-0.01 -0.05	+ 0.072 + 0.134	0.082- 0.184	1.0	
5	Clearance between bushing and mounting pin bucket cylinder (head side)	35	-0.01 -0.05	+ 0.072 + 0.134	0.082- 0.184	1.0	
6	Clearance between bushing and mounting pin lift cylinder (bottom side)	35	-0.01 -0.05	+ 0.072 + 0.134	0.082- 0.184	1.0	