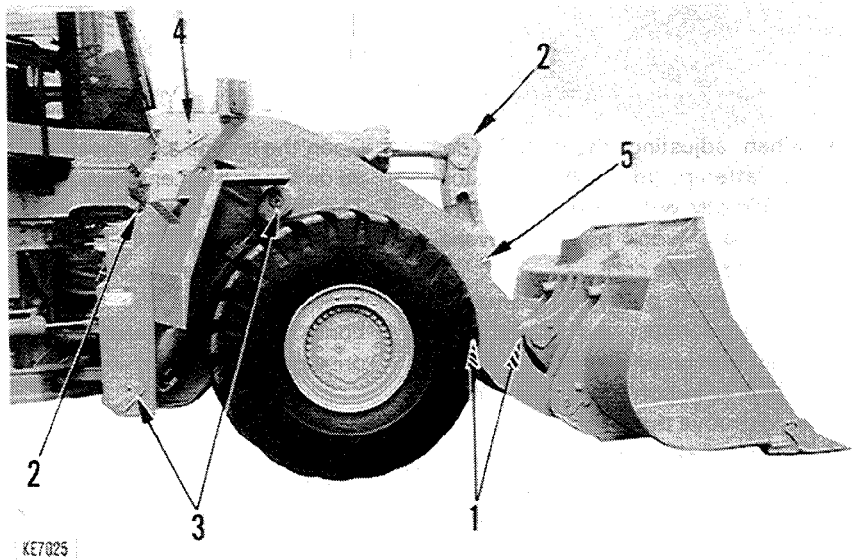


EVERY 250 HOURS SERVICE

e. LUBRICATING


Apply grease to the grease fittings shown by arrows.

- ★ When adjusting the V-belt, do not attempt to push compressor (3) directly with a bar or the like, but use a wood pad to prevent damage to the core.
- ★ Check each pulley for damage, and V-grooves and V-belt for wear. Particularly, check whether V-belt is in contact with bottom of V-groove through wear.
- ★ Replace belt if it has stretched, leaving no allowance for adjustment, or if there is a cut or crack on belt.




EVERY 250 HOURS SERVICE


1. Bucket link pin (2 points)




2. Dump cylinder pin (2 points)



3. Lift cylinder pin (4 points)
4. Lift arm pivot pin (2 points)



5. Tilt lever pin (1 point)



6. Steering cylinder pin (4 points)

