


MODEL 205

Operation no. of the operation texts or standard texts and flat rates					
Category	Op. no.	Operation text	Time	Acc. no.	Code
P	028458	Apply preservation agent to sidewall under rear guide rail at left and right			

- 1 Guide rail
2 Bolting points



P97.20-2683-06

	Check		
1	Check whether vehicle is affected by measure	MODEL 205 from WDD2050041F000508 to WDD2050452F000971	SM97.20-P-0008-01AAA
	Remove/install		
2 AR	Remove rear bumper	MODEL 205.0/1	AR88.20-P-2200LW
3	Apply wax between sidewall and guide rail (1) through all the openings at all 3 bolting points (2) at left and right	<p> Allow wax to flash off for approx. 10 minutes. Repeat procedure for each guide rail 2 x.</p> <p> Container sufficient for 5 vehicles. Wax for vehicle underside (1 l container)</p>	*BR00.45-Z-1002-05A
4	Install in the reverse order		

Repair materials

Number	Designation	Order number
BR00.45-Z-1002-05A	Wax for vehicle underside (1 l container)	A 000 986 42 70 10

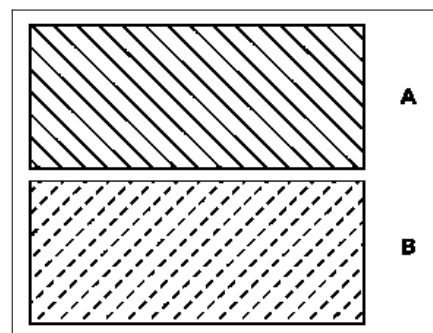
Model 205

Model 253

Variants of cavity preservation

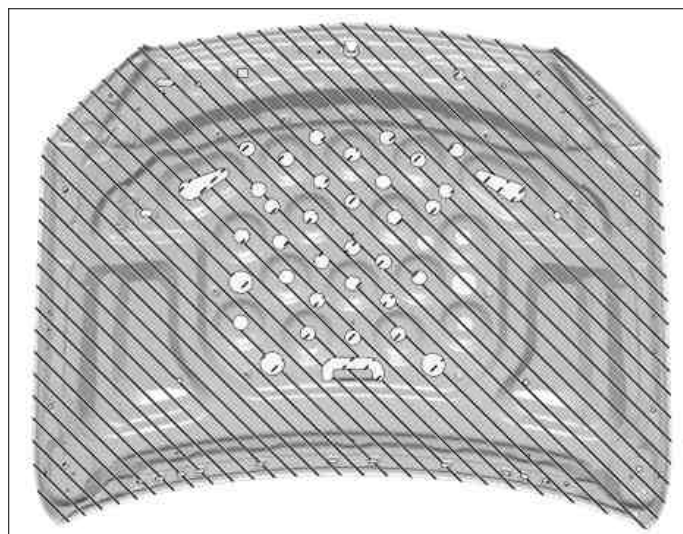
A Cavity preservation in folding areas and hollow cavities

B Cavity preservation for inner surfaces and gaps



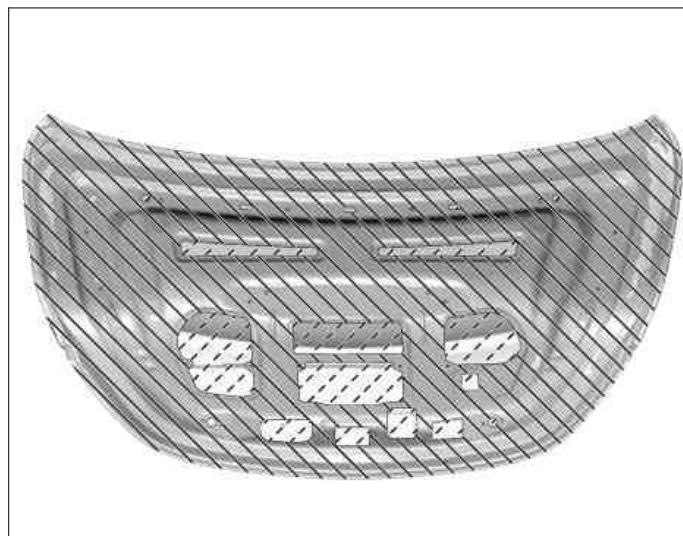
P97.20-2542-01

Engine hood, shown on model 205.0



P97.20-2665-11

Trunk lid, MODEL 205.0/1



P97.20-2666-11