


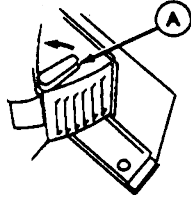


Operational Checkout

<p>DOMELIGHT CHECK</p>	 <p>T8235AF -UN-01MAY94</p>	<p>Press switch (A) to turn dome light ON.</p>	<p><i>LOOK: Dome light must come on.</i></p>
			<p>OK: Go to next check</p> <p>NOT OK: Dome light not working. Check fuse number 3 in fuse box below dome light.</p> <p>IF OK: Check bulb.</p> <p>IF OK: Go to your authorized dealer.</p> <p>TX,9005,MM761 -19-16MAY94</p>
<p>WINDSHIELD WASHER AND WIPER CHECK</p>	 <p>T8235AE -UN-01MAY94</p>	<p>Press switch (A).</p> <p><i>LOOK: Washer must spray water on windshield.</i></p> <p>Press switch (B).</p> <p><i>LOOK: Front wiper must operate. Wiper has two speeds and OFF.</i></p> <p><i>LOOK: Front wiper must park at left side of window when switch is turned OFF.</i></p>	<p>OK: Go to next check</p> <p>NOT OK: If wiper does not work, check fuse 2 in fuse box under dome light.</p> <p>NOT OK: If washer does not work, check fuse 3 in fuse box under dome light.</p> <p>IF OK: Go to your authorized dealer.</p> <p>TX,9005,RR1333 -19-16MAY94</p>
<p>HEATER BLOWER CHECK</p>	 <p>T8235AD -UN-01MAY94</p>	<p>Press switch (A) to turn on heater.</p> <p>Press switch (B) to increase blower speed.</p> <p>FEEL AND LISTEN: Blower must have 2 speeds and OFF.</p>	<p>OK: Go to next check</p> <p>NOT OK: No operation, check fuse number 1. If blower works on high speed only, inspect blower resistor and high temperature fuse on resistor.</p> <p>IF OK: Go to your authorized dealer.</p> <p>TX,9005,MM762 -19-16MAY94</p>

Operational Checkout

**HEATER
FUNCTIONAL CHECK**



T6471BU -UN-11APR89

Run engine at fast idle.

Turn heater direction control (A) to floor heat position.

FEEL: With heater control on, air from ducts must be warm.

Turn heater direction control (A) back to defroster position.

FEEL: Air from defroster ducts must be warm.

OK: Go to next check

NOT OK: Go to your authorized dealer.

TX,9005,MM763 -19-27APR94