


## Replace Headlight Bulb

1.



**PY5816-UN: Replace headlight**

**LEGEND:**


A - Headlight Connector

B - Dust Boot


Remove headlight connector (A).

2. Remove dust boot (B).

3.



**PY5817-UN: Collar**



**PY5818-UN: Bulb**

**LEGEND:**

C - Collar

D - Bulb

---

Twist collar (C).

4. Remove bulb (D).

5.

** CAUTION:**

***A halogen bulb is pressurized and may shatter. Protect bulb against abrasions and scratches.***

***To guard against personal injury, wear protective eyeglasses and clothing when handling bulb. Turn power off when installing and before removing bulb. Dispose of bulb with care.***

***Allow bulb to cool before removing.***

***Read and follow all bulb manufacturers installation instructions.***

Install bulb, collar, seal and connector in reverse order.

PU00210,00001D8-19-20060616