



Replace Map Light Bulb


1.



RXA0143154-UN: Carefully Pull Cover Out



RXA0143151-UN: Remove Plug



RXA0143153-UN: Remove Bulb From Retaining Ring

LEGEND:

- A - Cover
- B - Map Light Connector
- C - Retaining Ring
- D - Map Light Bulb
- E - Plug

Carefully pull out cover (A) to access bulbs.

2. Disconnect plug (E) and map light connector (B). Cover with bulb assembly is now free from cab roof.
3. Remove bulb (D) from retaining ring (C).

-
4. Install new bulb in retaining ring.
 5. Snap retaining ring with bulb into cover.
 6. Reconnect connector(B) and plug (E), then reinstall cover.

SV81855,0000202-19-20140708