


TM800119 - 9470 STS, 9570 STS, 9670 STS, 9770 STS Combines

Diagnostic Technical Manual

Component Identification and Location

Component Identification and Location

Brake Assembly Components




H53035-UN: Brake Assembly Components

LEGEND:


- A - Brake Shoe (2 used)
- B - Cable
- C - Cam
- D - Anchor Bolt
- E - Park Brake Lever
- F - Slave Cylinder
- G - Retainer (2 used)
- H - Screw (2 used)
- I - Washer (5 used)
- J - Bolt (5 used)
- K - Cable
- L - Pivot Wheel
- M - Adjuster Bolt
- N - Pawl
- O - Spring
- P - Spring
- Q - Spring
- R - Spring

A1 - Brake Master Cylinder Assembly




H77645-UN: Brake Master Cylinders

A2 - Left Brake Assembly



H84053-UN: Left Brake Assembly

A3 - Right Brake Assembly



H84054-UN: Right Brake Assembly

A4 - Park Brake Pedal



H84050-UN: Park Brake Pedal

LEGEND:

- A - Park Brake Pedal
- B - Park Brake Release Pedal

A5 - Two - Range Automatic Transmission Accumulator (L)



H91059-UN: Two - Range Automatic Transmission Accumulator (L)

A8 - Brake Charge Accumulator



H92026-UN: Brake Charging Accumulator

A9 - Left Service Brake Pedal



H84051-UN: Left Service Brake Pedal