

Illustration 284

g00901656

**126.** Install bolts (57) in order to install modulating valve (58) onto transmission cover (10).




Illustration 285

**127 .** Install O-ring seal (56) onto speed sensor (53).




Illustration 286

**128 .** Install bolt (54) and speed sensor (53) .




Illustration 287

g01116890

**129** Install roller bearing (51) onto the end of pump drive shaft (118) and use Tooling (D) in order to install retaining ring (82).