


- Disconnect the breather pipe.



- Loosen the carburetor clamp screws.






- Loosen and remove the air cleaner mounting screws.
- Remove the air cleaner mounting bracket.




- Take off the carburetor.
- Loosen the lock nuts and take off the throttle cable.
- Remove the choke cable.




- Loosen and remove the exhaust pipe clamp bolts.




- Remove the ignition coils by loosening the nuts.




- Remove the oil cooler joint hoses.




- Remove the gearshift lever and engine sprocket cover.



- Flatten the lock washer.
- Loosen the engine sprocket nut by applying the rear brake.



- Remove the axle cap.
- Remove the cotter pin and loosen the axle nut.
- Loosen the lock nut and adjuster.



- Remove the rear brake.

