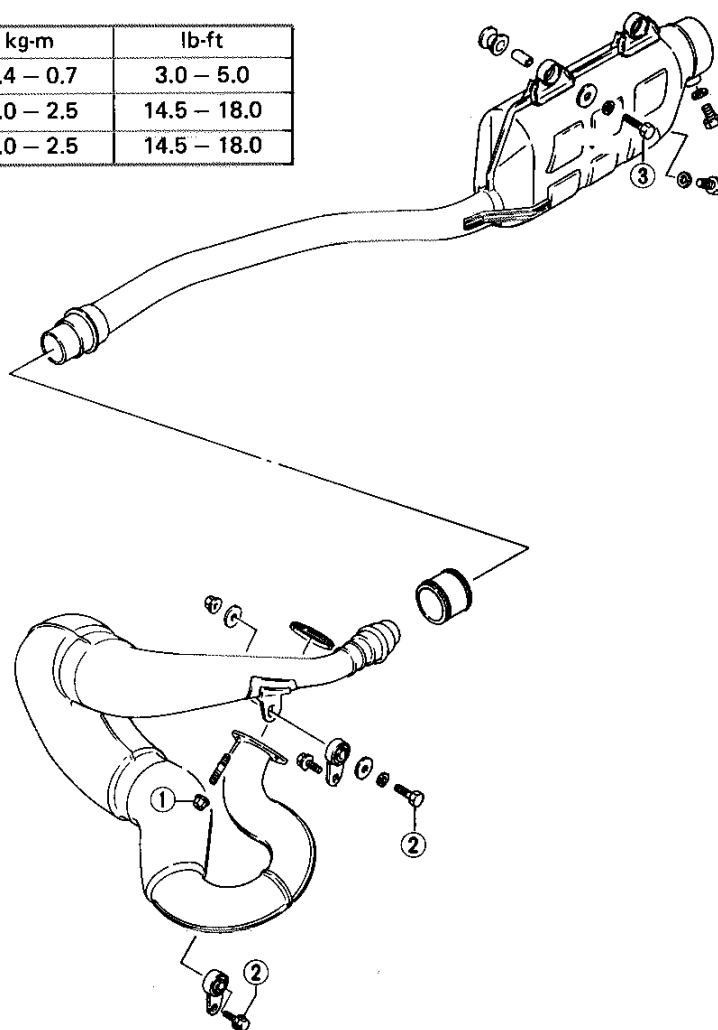


- Tighten the exhaust pipe bolts and exhaust pipe support bolts to the specified torque.
- Tighten the muffler mounting bolts to the specified torque.

Tightening torque


Item	N·m	kg·m	lb·ft
①	4 - 7	0.4 - 0.7	3.0 - 5.0
②	20 - 25	2.0 - 2.5	14.5 - 18.0
③	20 - 25	2.0 - 2.5	14.5 - 18.0



- Tighten the engine sprocket nut to the specified torque.

Tightening torque	80 - 100 N·m (8.0 - 10.0 kg·m) (58.0 - 72.0 lb·ft)
-------------------	--


- Lock the nut by firmly bending the lock washer.



TRANSMISSION OIL

- Before starting the engine, make sure to install the specified amount of transmission oil into the engine.

Transmission oil when overhauling engine	1100 ml (1.16/0.97 US/Imp qt)
--	----------------------------------



ADJUSTMENT

- After mounting the engine, route wiring harness, hoses and cables properly by referring to the sections for wire routing and cable routing, and adjust the following items to the specification.

	page
* Throttle cable play	2-7
* Clutch cable play	2-3
* Drive chain slack	2-4
* Engine idle r/min	2-6
* Filling cooling solution	2-9

