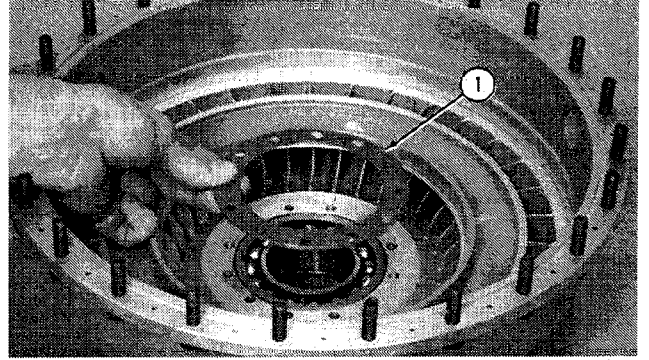



2. Remove pump retainer (1).




00A:T74646 T09:065126 211080

3. Inspect 24 special cap screws (1). Replace any damaged cap screws.




00A:T74647 T09:065127 211080

4. Use 27545 Disk with 27488 Handle from the D-01045AA Driver Set to push out the input accessory drive gear assembly (1).



00A:T74648 T09:065128 211080

5. Remove ball bearing (1) from the input accessory drive gear (2).



00A:174649 109:065129 211080