

Removing Operator's Cab

1. Raise the hood.



CQ275200-UN: Disconnecting battery


Disconnect negative battery terminal (—).

⚠ CAUTION:

Always mark battery terminals.

Follow safety instructions about the battery handling, see [Handling Batteries Safely](#), in Section 05. group 05.

- 2.




LX1026605-UN: Clutch cable

For mechanically actuated clutch: Remove hood cover. Loosen locknut (B) and remove retainers (A) and (C). Then remove the fork from the cable.

NOTE:

While cab is inclined, feed cable through opening in cab floor.

3.



LX1026621-UN: Removing exhaust pipe

Remove shield (A) and loosen the tube clamp located below. Disconnect clamp (B) from the engine block and loosen the pipe clamp (C). Remove exhaust pipe (D).


4.



CQ240260-UN: Ladder removal

Loosen bolts (A) and (B) and remove cab access ladder.

5.



CQ256930-UN: Steering and brake hoses

Disconnect steering hoses (A) and brake hoses (B).

NOTE:

Collect oil as it comes out. Seal openings to avoid dirt entering.