


6.



**RW78259-UN: Lower Control Knobs**

**LEGEND:**

- A - Ride Stabilizer Knob
- B - Lateral Lockout Knob
- C - Fore-and-Aft Lockout Knob
- D - E-Clip
- E - Spring Clip
- F - Cable Nut
- G - Detent Ball and Spring

**Replace Lower Control Knobs:** Remove seat top. (See Remove Seat Top in this group.)

7. Remove lateral suspension. (See Remove Lateral Suspension in this group.)
8. Rotate lateral suspension 180° so that bottom of control knobs can be seen.
9. Remove E-clip (E) and nut (F) from cable and remove from ride stabilizer knob (A).
10. Remove E-clip (D) and slide pin out to remove Ride Stabilizer Knob (A), Lateral Lockout Knob (B), and Fore-and-Aft Lockout Knob (C). Be careful when removing knobs not to lose detent balls and springs (G).
11. -: Detents

Control Knob	Detent Spring and Ball
Ride Stabilizer Knob (A)	1
Lateral Lockout Knob (B)	2
Fore-and-Aft Lockout Knob (C)	1

Follow table above for installing detent springs and balls.

Go to [Section\\_90:Group\\_15](#)

AG,OUOD004,314-19-20030121

**Essential or Recommended Tools**

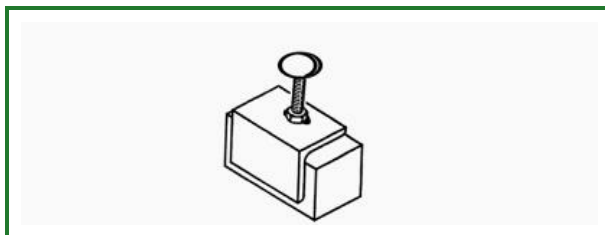
*NOTE:*

*Order tools from the U.S. SERVICEGARD™ or European Microfiche Tool Catalogs.*

**ESSENTIAL TOOLS** listed are required to perform the job correctly and are obtainable **only** from **SERVICEGARD** or *European Tool Catalogs* .

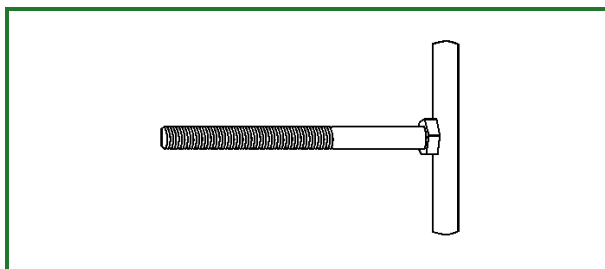
**RECOMMENDED TOOLS** , as noted, are suggested to perform the job correctly. Some tools may be available from local suppliers or may be fabricated.

**Support Block**.....JDG1424 [ Recommended Tool ]  
Support seat during suspension repair



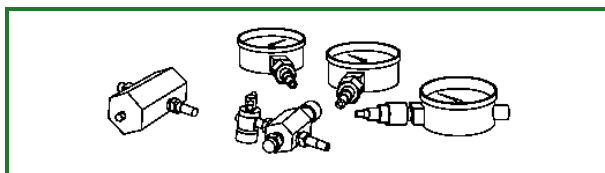
**RW78294-UN: JDG1424**

**ACTIVE SEAT™ Valve Tool** .....DFRW148 [ Recommended Tool—See Section 99 for tool fabrication ]  
Support valve to align mounting cap screws



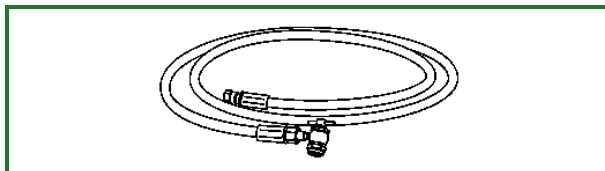
**RXA0053667-UN: DFRW148**

**Accumulator Charging Set**..... [JT03515 For European Tractors, substitute FKM10474 ]  
Test and charge accumulators



**RW25942-UN: JT03515**

**Hose Assembly**..... [JT05563 RECOMMENDED TOOL ]  
Charge accumulators



**RW25943-UN: JT05563**

Go to [Section\\_90:Group\\_20](#)

OURX956,0000017-19-20010403