


Air-Conditioning Control Unit Disassembly

1. Procedure for removing the A/C console (A)




AGCPWEC0062-UN: .

LEGEND:

A - A. C. Console

2. Extract A/C console (A) from the cab ceiling (B)




AGCPWEC0063-UN: .

LEGEND:

A - A. C. Console

B - Cab Ceiling

3. Remove electric connections (C)




AGCPWEC0064-UN: .

LEGEND:

C - Electric Connection

4. Loosen and remove screw (D)




AGCPWEC0067-UN: .

LEGEND:

D - Screw

5. Disconnect bowden cable (E) from console (A)



AGCPWEC0065-UN: .

LEGEND:

A - Console

E - Bowden Cable

6. Disconnect connector (F)