


Adjusting Heater Control Cable

1.

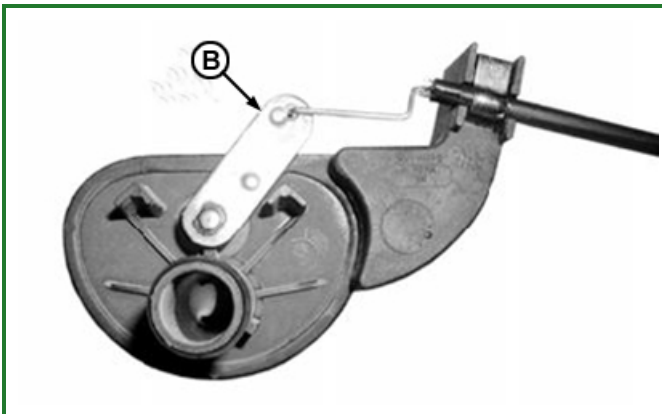
NOTE:

Control cable regulator (A) is located in evaporator/heater core, inside cab roof.


Turn heater control knob to maximum temperature.



CQ295018-UN: Adjusting Cable



CQ295019-UN: Fully Open Position



CQ295020-UN: Fully Closed Position

LEGEND:

- A - Heater Control Cable Regulator
- B - Valve Arm in Fully Open Position
- C - Valve Arm in Fully Closed Position
- D - Retaining Clip

2. Adjust cable through regulator (A) until heater valve arm reaches position (B).
3. Turn heater control knob to OFF position, heater valve arm should be in position (C).
4. Adjust cable position with retaining clip (D), as required, and readjust cable with regulator (A).

Go to [Section_90:Group_25](#)

ER33647,0000031-19-20140221